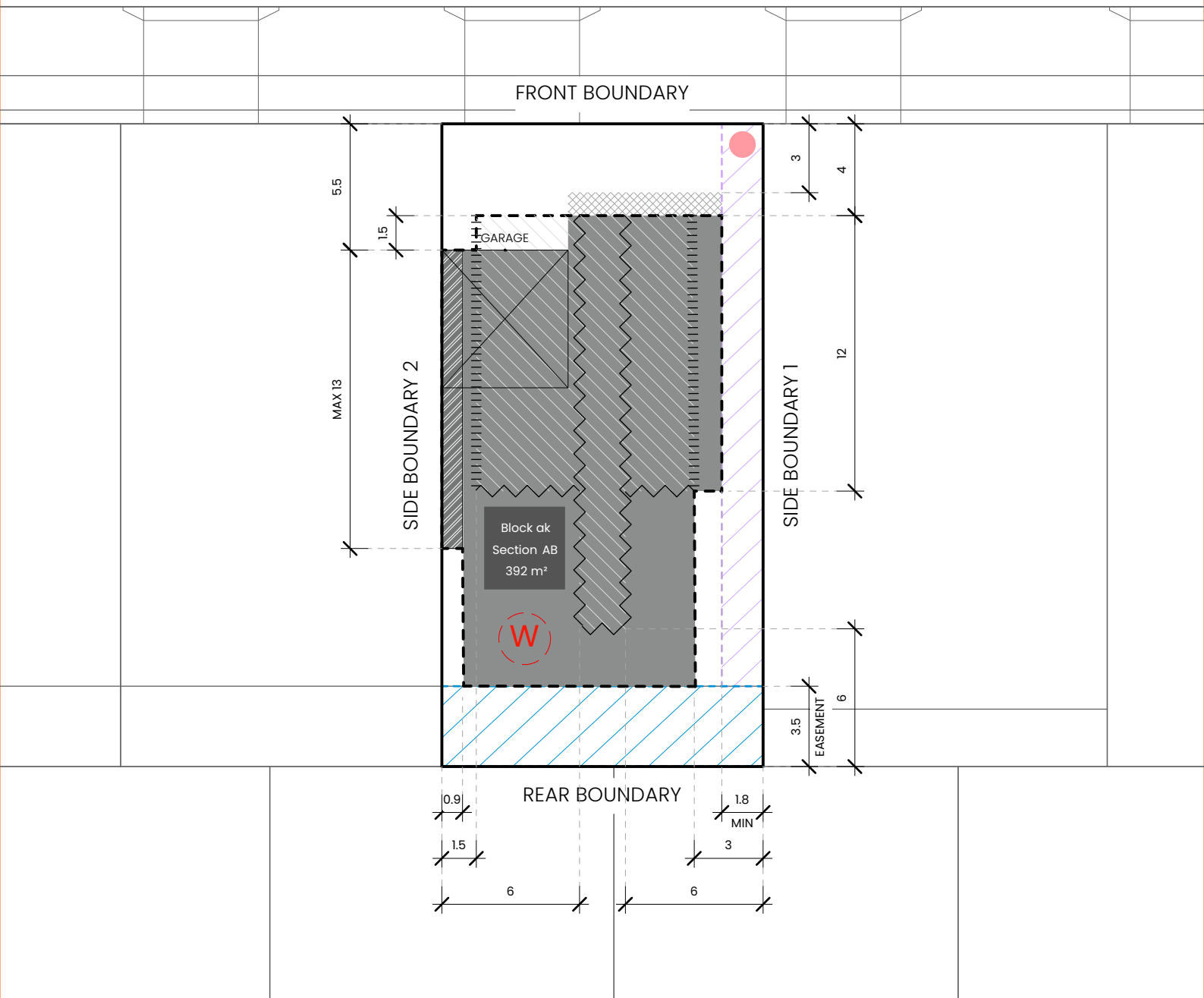
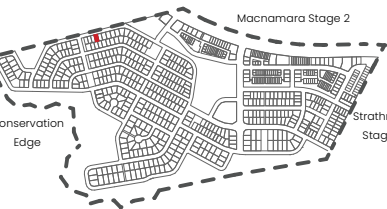


# STREET



## KEY MAP

 SITE LOCATION



## SITE COVERAGE

Refer to Planning (Exempt Development) - SDHDCD

## PRINCIPAL PRIVATE OPEN SPACE

Refer to Planning (Exempt Development) - SDHDCD

## LEGEND



**Block Boundary**



**Garage Location**



**Boundary Type**

As defined by Territory Plan Dictionary



**Water tank requirements**

**BLOCK SIZE (m²)**

251 ≤ 350

351 ≤ 599

600 ≤ 800

> 801

**MANDATORY MINIMUM TANK SIZE (L)**

2,000

4,000

8,000

10,000

## MINIMUM BOUNDARY SETBACKS



**Front, Side and Rear Setbacks:**

Refer to Planning (Exempt Development) - SDHDCD



**Garage / External Wall Setback**

Refer to Planning (Exempt Development) - SDHDCD



**Articulation Elements**

Refer to Planning (Exempt Development) - SDHDCD



**Easement**

Min 1.8-2.5m maintenance access route required.

Refer to TCCS and ICON building requirements



**INDICATIVE BUILDING FOOTPRINTS**

(based on min. building setbacks. This does not take into account site coverage or building envelopes)



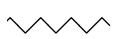
**Lower Floor Level**



**Upper Floor Level**



**Upper Floor Level - Side and Rear Boundary - Screened**



**Upper Floor Level - Side and Rear Boundary - Unscreened**

## BLOCK INFORMATION

STAGE	1D
ZONE	RZ3
SECTION	AB
BLOCK	ak
CLASSIFICATION	Mid-Sized
HOUSING TYPE	Single Dwelling

REV	DRAWN	CHECKED	APPROVED	DATE
A	DC	JM	JM	13/10/25
B	DC	JM	JM	17/10/25

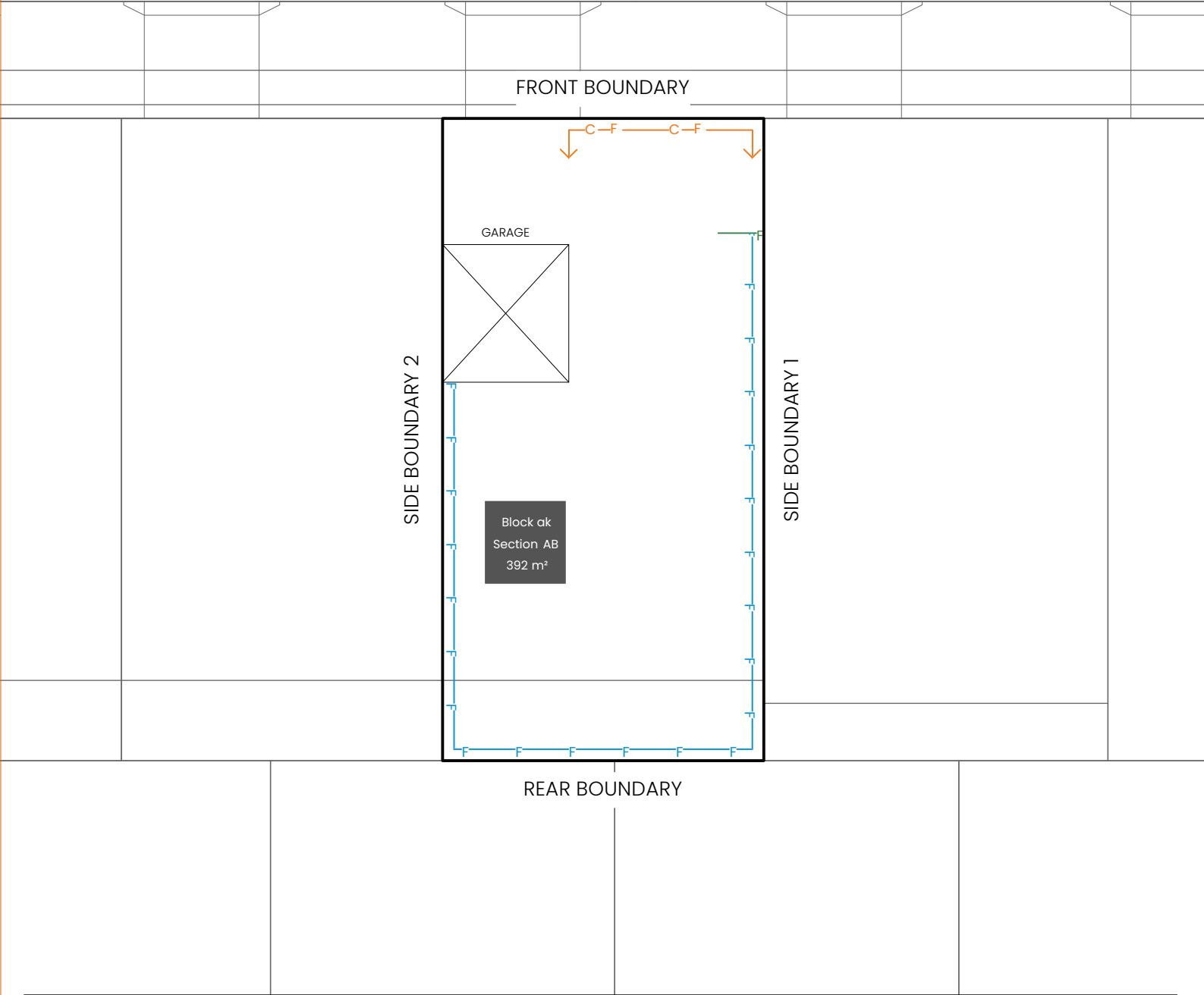
DO NOT SCALE OFF DRAWINGS. DIMENSIONS ARE IN METRES.

INFORMATION ON THIS PLAN IS TO BE USED AS A GUIDE ONLY FOR THE DESIGN PROCESS. APPROVED EDP PLANNING CONTROLS NEED TO BE CHECKED AGAINST DISTRICT TECHNICAL SPECIFICATIONS URBAN PLANS TO BE READ IN CONJUNCTION WITH THE TERRITORY PLAN ALONG WITH BLOCK DISCLOSURE PLANS AND THE GINNINDERRY DESIGN REQUIREMENTS TO CONFIRM ALL CURRENT CONTROLS PERTAINING TO YOUR BLOCK.

SCALE  
1:250 @A4

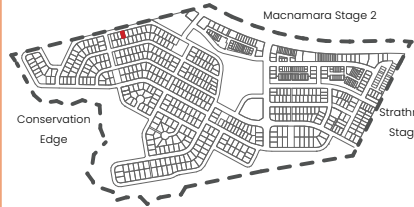


STREET



KEY MAP

SITE LOCATION



LEGEND



Block Boundary



Garage Location



Boundary Type  
As defined by Territory Plan Dictionary



Inter-Allotment Fencing: side and rear boundaries  
Maximum height 1.8m from NGL | Minimum setback 0m (100%)  
Min 1.0m behind the front building line

Construction and Finish

Inter-allotment fencing to be max 1.8m high timber paling fencing or lapped and capped timber paling fencing. If Colorbond is used, the profile must be Neetoscreen or Miniscreen and colour 'Jasper'. Refer to Ginninderry Design Requirements (Macnamara)



Courtyard Wall:

Refer to Planning (Exempt Development) - SDHDCD - Belconnen District Declaration  
Mandatory height: 1.5m  
Minimum Boundary Length: 50%  
Minimum setback from boundary: Nil



Street facing side gate/fence:

Minimum 1.0m behind the front building line  
Maximum height 1.8m  
Construction and Finish:  
To be open form (min. 10mm gaps), either treated hardwood, powdercoated aluminium. Refer to Ginninderry Housing Design Requirements (Macnamara)

Construction and Finish

No fences are permitted forward of the building line. Courtyard walls are permitted in instances where specified in the Belconnen District Declaration & SDHDCS.  
Courtyard wall must be a combination of solid and semi-transparent elements that are constructed of the following: masonry or stonework; dressed hardwood timber; or powder-coated aluminium.  
Openings to be a minimum of 10mm.  
Refer to Fencing Control Plan and Ginninderry Design Requirements (Macnamara)



Return Boundary Fencing to Building Line or Side Fence

BLOCK INFORMATION

STAGE	1D
ZONE	RZ3
SECTION	AB
BLOCK	ak
CLASSIFICATION	Mid-sized
HOUSING TYPE	Single Dwelling

REV	DRAWN	CHECKED	APPROVED	DATE
A	DC	JM	JM	13/10/25
B	DC	JM	JM	17/10/25

DO NOT SCALE OFF DRAWINGS. DIMENSIONS ARE IN METRES.

INFORMATION ON THIS PLAN IS TO BE USED AS A GUIDE ONLY FOR THE DESIGN PROCESS. APPROVED EDP PLANNING CONTROLS NEED TO BE CHECKED AGAINST DISTRICT TECHNICAL SPECIFICATIONS UPDTS. PLANS TO BE READ IN CONJUNCTION WITH THE TERRITORY PLAN ALONG WITH BLOCK DISCLOSURE PLANS AND THE GINNINDERRY DESIGN REQUIREMENTS TO CONFIRM ALL CURRENT CONTROLS PERTAINING TO YOUR BLOCK.

SCALE  
1:250 @A4

