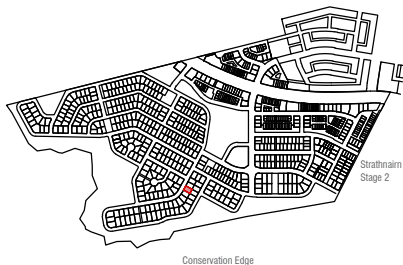


## KEY MAP

 SITE LOCATION



## LEGEND



Block Boundary



Garage Location



Boundary Defined by SDHDC




Water tank requirements  
BLOCK SIZE (M²) MANDATORY MINIMUM TANK SIZE (L)  
251 ≤ 350 2,000  
351 ≤ 599 4,000  
600 ≤ 800 8,000  
> 801 10,000



BAL 12.5 Building Standard  
refer to Belconnen District Declaration

## MINIMUM BOUNDARY SETBACKS

----- Front, Side and Rear Setbacks:  
Refer to Planning (Exempt Development) - SDHDCD  
 Garage / External Wall Setback  
Refer to Planning (Exempt Development) - SDHDCD

## INDICATIVE BUILDING FOOTPRINTS

(based on min. building setbacks. This does not take into account site coverage or building envelopes)

 Lower Floor Level  Upper Floor Level

||||| Upper Floor Level - Side and Rear Boundary - Screened  
~~~~~ Upper Floor Level - Side and Rear Boundary - Unscreened


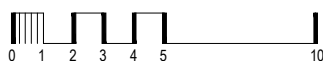
## BLOCK INFORMATION

|                |                 |
|----------------|-----------------|
| STAGE          | 1C              |
| ZONE           | RZ1             |
| SECTION        | 37              |
| BLOCK          | 43              |
| CLASSIFICATION | LARGE BLOCK     |
| HOUSING TYPE   | SINGLE DWELLING |

|     |       |         |          |          |
|-----|-------|---------|----------|----------|
| REV | DRAWN | CHECKED | APPROVED | DATE     |
| D   | EC    | JM      | JM       | 05/05/25 |

DO NOT SCALE OFF DRAWINGS. DIMENSIONS ARE IN METRES.  
INFORMATION ON THIS PLAN IS TO BE USED AS A GUIDE ONLY FOR THE DESIGN PROCESS. APPROVED EDP PLANNING CONTROLS NEED TO BE CHECKED AGAINST DISTRICT DECLARATION/SPECIFICATION. PLANS TO BE READ IN CONJUNCTION WITH BLOCK DISCLOSURE PLANS AND THE GINNINDERRY DESIGN REQUIREMENTS TO CONFIRM ALL CURRENT CONTROLS PERTAINING TO YOUR BLOCK.

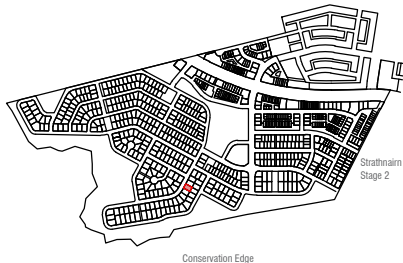
SCALE  
1:250 @A4








## KEY MAP



 SITE LOCATION



## LEGEND

-  Block Boundary
-  Garage Location
-  Boundary Defined by SDHDC

## BOUNDARY FENCING

-  **Side, Rear Fencing**  
Maximum height 1.8m from NGL | Minimum setback 0m (100%) | **Min 1m behind the front building line**  
**Construction and Finish**  
Inter-allotment fencing to be max 1.8m high timber paling fencing or lapped and capped timber paling fencing. If Colorbond is used, the profile must be Neetascreen or Miniscreen and colour "Jasper". Refer to Ginninderry Housing Design Requirements (Macnamara)
-  **Street facing side gate/fence**  
Maximum height 1.8m | **Min 1m behind the front building line**  
**Construction and Finish**  
To be open form (min 10mm gaps) either treated hardwood, powder coated aluminum. Refer to Ginninderry Housing Design Requirements (Macnamara)

## BLOCK INFORMATION

|                |                 |
|----------------|-----------------|
| STAGE          | 1C              |
| ZONE           | RZ1             |
| SECTION        | 37              |
| BLOCK          | 43              |
| CLASSIFICATION | LARGE BLOCK     |
| HOUSING TYPE   | SINGLE DWELLING |

|     |       |         |          |          |
|-----|-------|---------|----------|----------|
| REV | DRAWN | CHECKED | APPROVED | DATE     |
| D   | EC    | JM      | JM       | 05/05/25 |

DO NOT SCALE OFF DRAWINGS. DIMENSIONS ARE IN METRES.  
INFORMATION ON THIS PLAN IS TO BE USED AS A GUIDE ONLY FOR THE DESIGN PROCESS. APPROVED EDP PLANNING CONTROLS NEED TO BE CHECKED AGAINST DISTRICT DECLARATION/SPECIFICATION. PLANS TO BE READ IN CONJUNCTION WITH BLOCK DISCLOSURE PLANS AND THE GINNINDERRY DESIGN REQUIREMENTS TO CONFIRM ALL CURRENT CONTROLS PERTAINING TO YOUR BLOCK.

SCALE  
1:250 @A4

