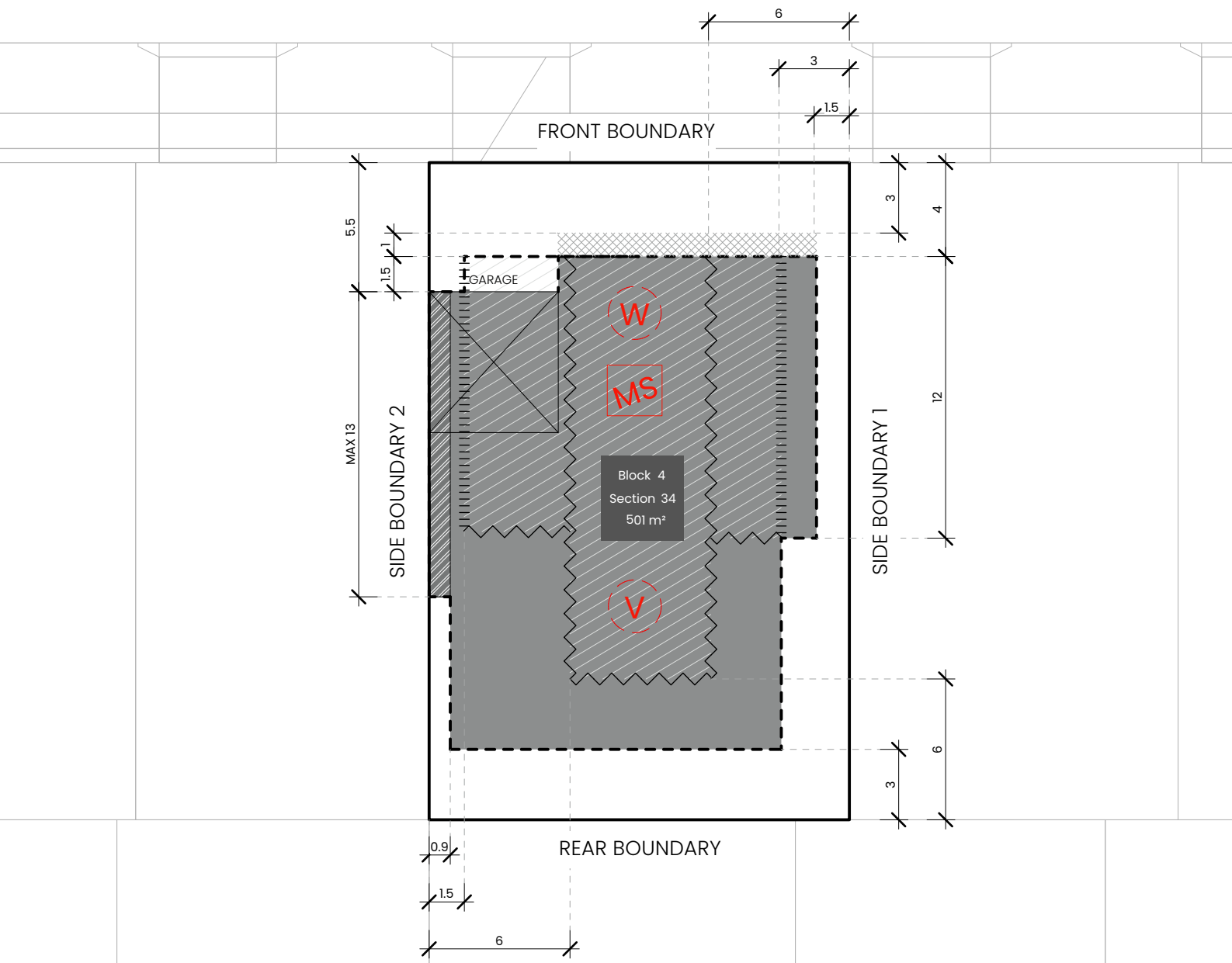
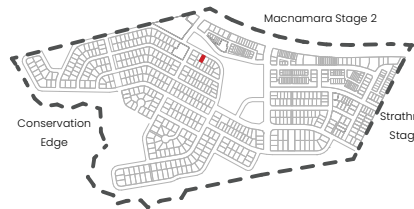


STREET



KEY MAP

SITE LOCATION



LEGEND



Block Boundary



Garage Location



Boundary Type
As defined by Territory Plan Definitions



Water tank requirements	
BLOCK SIZE (m²)	MANDATORY MINIMUM TANK SIZE (L)
251 ≤ 350	2,000
351 ≤ 599	4,000
600 ≤ 800	8,000
> 801	10,000



Ventilation Requirements
Refer to EDP Planning Controls Plans

MINIMUM BOUNDARY SETBACKS



Front, Side and Rear Setbacks:
Refer to Planning (Exempt Development) - SDHDCD



Garage / External Wall Setback
Refer to Planning (Exempt Development) - SDHDCD



Articulation Elements
Refer to Planning (Exempt Development) - SDHDCD

INDICATIVE BUILDING FOOTPRINTS

(based on min. building setbacks. This does not take into account site coverage or building envelopes)



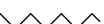
Lower Floor Level



Upper Floor Level



Upper Floor Level - Side and Rear Boundary - Screened



Upper Floor Level - Side and Rear Boundary - Unscreened

BLOCK INFORMATION

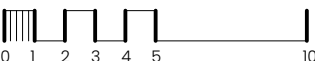
STAGE	1F
ZONE	RZ3
SECTION	34
BLOCK	4
CLASSIFICATION	Large / Mid-Sized
HOUSING TYPE	Single Dwelling

REV	DRAWN	CHECKED	APPROVED	DATE
A	DC	JM	JM	25/2/25
B	DC	JM	JM	26/2/25

DO NOT SCALE OFF DRAWINGS. DIMENSIONS ARE IN METRES.

INFORMATION ON THIS PLAN IS TO BE USED AS A GUIDE ONLY FOR THE DESIGN PROCESS. APPROVED EDP PLANNING CONTROLS NEED TO BE CHECKED AGAINST DISTRICT TECHNICAL SPECIFICATIONS URBAN PLANS TO BE READ IN CONJUNCTION WITH THE TERRITORY PLAN ALONG WITH BLOCK DISCLOSURE PLANS AND THE GINNINDERRY DESIGN REQUIREMENTS TO CONFIRM ALL CURRENT CONTROLS PERTAINING TO YOUR BLOCK.

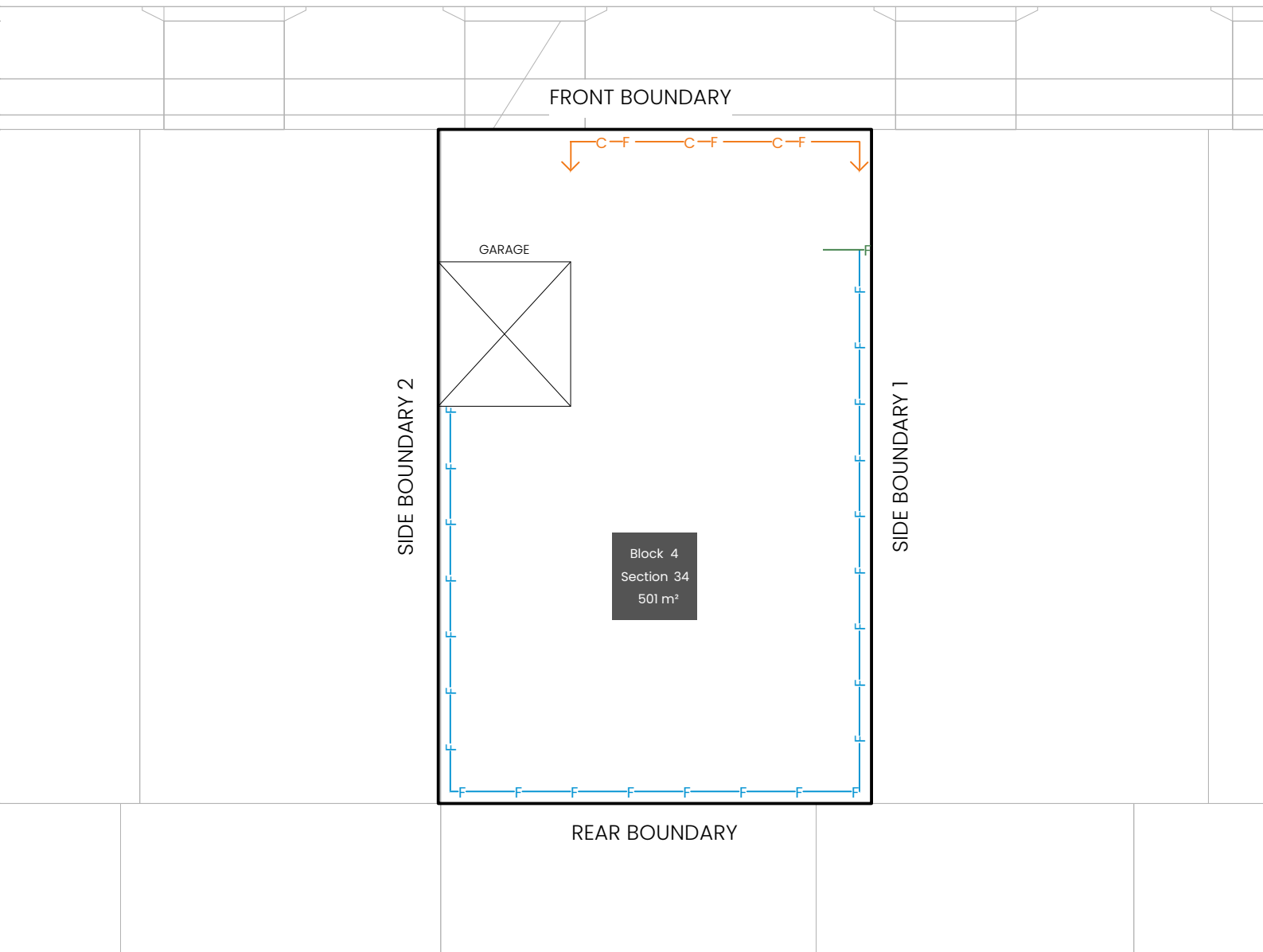
SCALE
1:250 @A4



Ginninderry

BLOCK PLANNING CONTROLS
BUILDING & SITING CONTROLS PLAN

STREET



KEY MAP

SITE LOCATION



SITE COVERAGE

Refer to Planning (Exempt Development) - SDHDCD

PRINCIPLE PRIVATE OPEN SPACE

Refer to Planning (Exempt Development) - SDHDCD

LEGEND



Block Boundary



Garage Location



Boundary Type
As defined by Territory Plan Definitions



Inter-Allotment Fencing: side and rear boundaries
Maximum height 1.8m from NGL. | Minimum setback 0m (100%)
Min 1.0m behind the front building line

Construction and Finish
Inter-allotment fencing to be max 1.8m high timber paling fencing or lapped and capped timber paling fencing. If Colorbond is used, the profile must be Neetoscreen or Miniscreen and colour "Jasper".
Refer to Ginninderry Design Requirements (Macnamara)

Return Boundary Fencing to Building Line or Side Fence



Fencing Type F4:
Refer to the EDP Planning Controls Plans
Mandatory height: 1.5m
Minimum Boundary Length: 50%
Minimum setback from boundary: Nil



Street facing side gate/fence:
Minimum 1.0m behind the front building line
Maximum height 1.8m
Construction and Finish:
To be open form (min. 10mm gaps), either treated hardwood, powdercoated aluminium. Refer to Ginninderry Housing Design Requirements (Macnamara)

Construction and Finish
No fences are permitted forward of the building line. Courtyard walls are permitted in instances where specified in the Belconnen District Specifications & Residential Zones Specifications (whichever is applicable).
Courtyard wall must be a combination of solid and semi-transparent elements that are constructed of the following: masonry or stonework; dressed hardwood timber; or powder-coated aluminium.
Openings to be a minimum of 10mm.
Refer to Fencing Control Plan and Ginninderry Design Requirements (Macnamara)

BLOCK INFORMATION

STAGE	1F
ZONE	RZ3
SECTION	34
BLOCK	4
CLASSIFICATION	Large / Mid-Sized
HOUSING TYPE	Single Dwelling

REV	DRAWN	CHECKED	APPROVED	DATE
A	DC	JM	JM	25/2/25
B	DC	JM	JM	26/2/25

DO NOT SCALE OFF DRAWINGS. DIMENSIONS ARE IN METRES.

INFORMATION ON THIS PLAN IS TO BE USED AS A GUIDE ONLY FOR THE DESIGN PROCESS. APPROVED EDP PLANNING CONTROLS NEED TO BE CHECKED AGAINST DISTRICT TECHNICAL SPECIFICATIONS UPDATES. PLANS TO BE READ IN CONJUNCTION WITH THE TERRITORY PLAN ALONG WITH BLOCK DISCLOSURE PLANS AND THE GINNINDERRY DESIGN REQUIREMENTS TO CONFIRM ALL CURRENT CONTROLS PERTAINING TO YOUR BLOCK.

