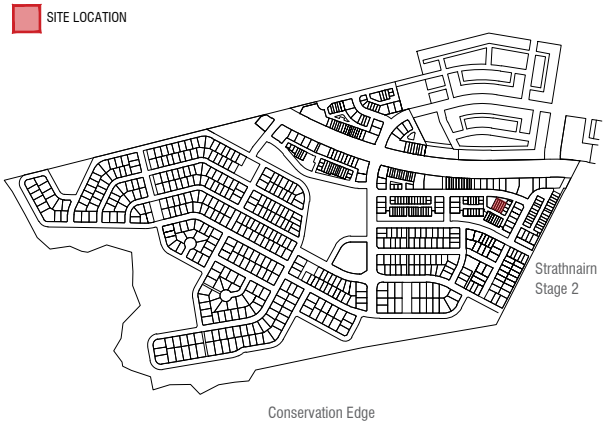




KEY MAP



LEGEND

- Block Boundary
- Boundary as Defined by Territory Plan
- Garage Location
- Gate, street address and letterbox to be off lane (as indicated)
Refer to Belconnen District Specifications

MINIMUM BOUNDARY SETBACKS

- Macnamara Stage 1 EDP
Refer to the Belconnen District Specification
Lower floor level - external wall or unscreened element (Excluding Garages/Carports)
Upper floor level (front setbacks) - external wall or unscreened element
Upper floor level (side setbacks) - external wall
- Residential Zones Technical Specifications front setbacks: refer to Schedule 1 Table 4 side and Rear setbacks: refer to Schedule 2 Table 10
- All Floor Levels - External Wall (Screened)
Refer to the Residential Zones Specification
- Articulation Elements (Articulation Zone)
Refer to Belconnen District Specification
- All Floor Levels - External Wall (Unscreened)
Refer to the Residential Zones Specification

INDICATIVE BUILDING FOOTPRINTS

- (based on min. building setbacks **only** This does not take into account easements, site coverage or building envelopes)
- Lower Floor Level
 - Upper Floor Levels

BLOCK INFORMATION


STAGE	1E
ZONE	RZ3
SECTION	BF
BLOCKS	b,c,d,e,g
HOUSING TYPE	TERRACE BLOCK

REV	DRAWN	CHECKED	APPROVED	DATE
A	DZ	DZ	JM	01/05/24

DO NOT SCALE OFF DRAWINGS. DIMENSIONS ARE IN METRES.

INFORMATION ON THIS PLAN IS TO BE USED AS A GUIDE ONLY FOR THE DESIGN PROCESS. APPROVED EDP PLANNING CONTROLS NEED TO BE CHECKED AGAINST DISTRICT SPECIFICATIONS UPLIFTS. PLANS TO BE READ IN CONJUNCTION WITH THE TERRITORY PLAN ALONG WITH BLOCK DISCLOSURE PLANS AND THE GINNINDERRY DESIGN REQUIREMENTS TO CONFIRM ALL CURRENT CONTROLS PERTAINING TO YOUR BLOCK.

SCALE
1:250 @A3

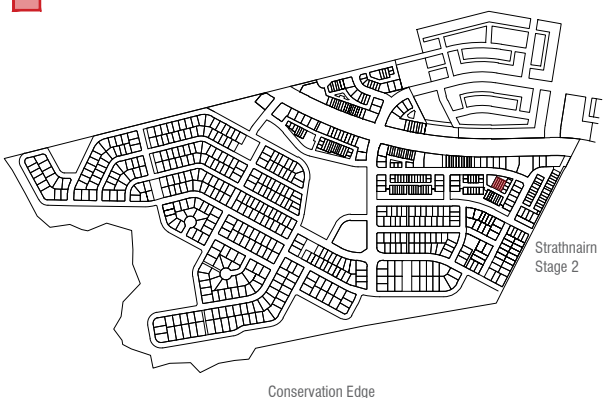


Ginninderry

BLOCK PLANNING CONTROLS
BUILDING & SITING CONTROLS PLAN



KEY MAP



LEGEND

- Block Boundary
- Boundary as Defined by Territory Plan
- Garage Location

BOUNDARY FENCING

- Side, Rear and Boundaries fronting Rear Lane
Maximum height 1.8m from NGL | Minimum setback 0m (100%) | Min 1m behind the front building line
Construction and Finish
Inter-allotment fencing to be max 1.8m high timber paling fencing or lapped and capped timber paling fencing. If Colorbond is used, the profile must be Neetascreen or Miniscreen and colour "Jasper". Refer to Ginninderry Design Requirements (Macnamara)
- Mandatory F2, Adjacent to Open Space Fencing**
Refer to Belconnen District Specifications
Mandatory height: 1.8m
Minimum Boundary Length: 50%
Minimum setback from boundary: Nil
- Return Boundary Fencing to Building Line or Side Fence

SITE COVERAGE
Refer to Residential Zones Policy and Belconnen District Specification

PRINCIPLE PRIVATE OPEN SPACE
Refer to Belconnen District Specification and Residential Zones Specification

Construction and Finish
No fences are permitted forward of the building line. Courtyard walls are permitted in instances where specified in the Belconnen District Specifications & Residential Zones Specifications (whichever is applicable).
Courtyard wall must be a combination of solid and semi-transparent elements that are constructed of the following:

- masonry or stonework;
- dressed hardwood timber; or
- powder-coated aluminium.

openings to be a minimum of 10mm.
Refer to Fencing Control Plan and Ginninderry Design Requirements (Macnamara)


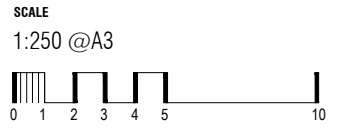
BLOCK INFORMATION

STAGE	1E
ZONE	RZ3
SECTION	BF
BLOCKS	b, c, d, e, g
HOUSING TYPE	TERRACE BLOCK

REV	DRAWN	CHECKED	APPROVED	DATE
A	DZ	DZ	JM	01/05/24

DO NOT SCALE OFF DRAWINGS. DIMENSIONS ARE IN METRES.

INFORMATION ON THIS PLAN IS TO BE USED AS A GUIDE ONLY FOR THE DESIGN PROCESS. APPROVED EDP PLANNING CONTROLS NEED TO BE CHECKED AGAINST DISTRICT SPECIFICATIONS UPLIFTS. PLANS TO BE READ IN CONJUNCTION WITH THE TERRITORY PLAN ALONG WITH BLOCK DISCLOSURE PLANS AND THE GINNINDERRY DESIGN REQUIREMENTS TO CONFIRM ALL CURRENT CONTROLS PERTAINING TO YOUR BLOCK.



Ginninderry

BLOCK PLANNING CONTROLS
FENCING CONTROLS PLAN