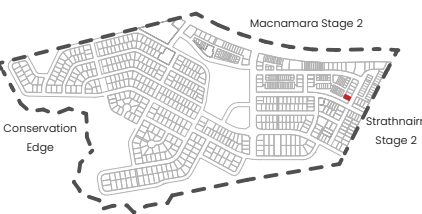


KEY MAP

■ SITE LOCATION



LEGEND



Block Boundary



Garage Location



Boundary Type

As defined by Territory Plan Definitions



Water tank requirements

BLOCK SIZE (m²)	MANDATORY MINIMUM TANK SIZE (L)
251 ≤ 350	2,000
351 ≤ 599	4,000
600 ≤ 800	6,000
> 801	10,000



Street Address

Gate, Street address and letterbox to be off lane (as indicated)
Refer to the EDP Planning Controls Plans

MINIMUM BOUNDARY SETBACKS



Front, Side and Rear Setbacks:

Refer to Planning (Exempt Development) - SDHDCD



Alternate setbacks

Refer to the EDP Planning Controls Plans
Minimum boundary setbacks apply to all floors except side setbacks for garages and carports



Articulation Elements

Refer to Planning (Exempt Development) - SDHDCD

INDICATIVE BUILDING FOOTPRINTS

(based on min. building setbacks. This does not take into account site coverage or building envelopes)



Lower Floor Level



Upper Floor Level



Upper Floor Level - Side and Rear Boundary - Screened



Upper Floor Level - Side and Rear Boundary - Unscreened

BLOCK INFORMATION

STAGE	1E
ZONE	RZ3
SECTION	BE
BLOCK	h
CLASSIFICATION	Mid-Sized
HOUSING TYPE	Single Dwelling

REV	DRAWN	CHECKED	APPROVED	DATE
A	DC,AM	JM	JM	23/09/24
B	DC,AM	JM	JM	25/09/24
C	DC,AM	JM	JM	26/09/24

DO NOT SCALE OFF DRAWINGS. DIMENSIONS ARE IN METRES.

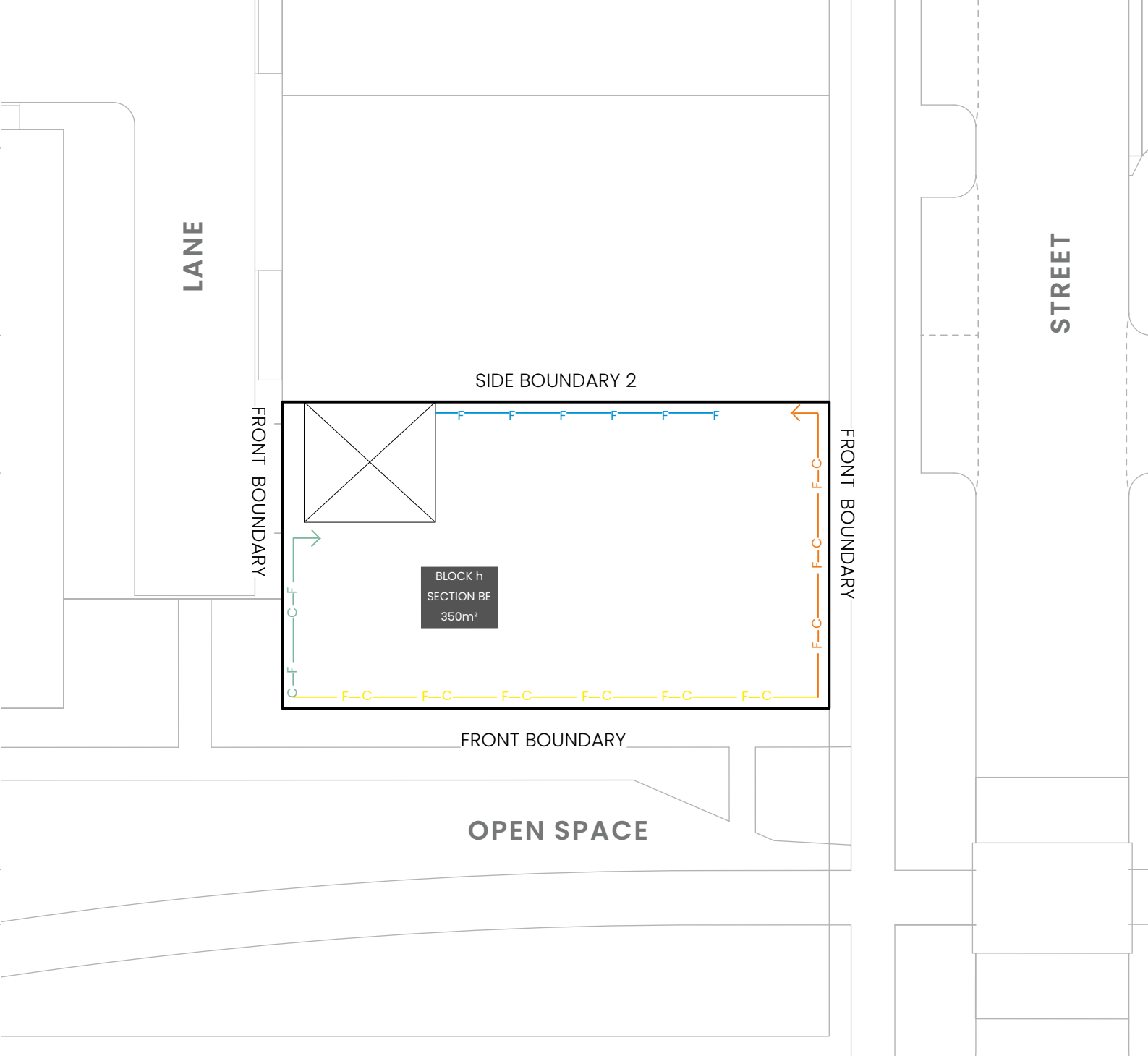
INFORMATION ON THIS PLAN IS TO BE USED AS A GUIDE ONLY FOR THE DESIGN PROCESS. APPROVED EDP PLANNING CONTROLS NEED TO BE CHECKED AGAINST DISTRICT TECHNICAL SPECIFICATIONS URBAN PLANS TO BE READ IN CONJUNCTION WITH THE TERRITORY PLAN ALONG WITH BLOCK DISCLOSURE PLANS AND THE GINNINDERRY DESIGN REQUIREMENTS TO CONFIRM ALL CURRENT CONTROLS PERTAINING TO YOUR BLOCK.

SCALE
1:250 @A4

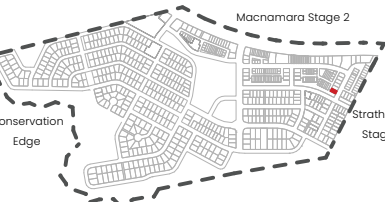


Ginninderry

BLOCK PLANNING CONTROLS
BUILDING & SITING CONTROLS PLAN



KEY MAP
SITE LOCATION



SITE COVERAGE
Refer to Planning (Exempt Development) - SDHDCD

PRINCIPLE PRIVATE OPEN SPACE
Refer to Planning (Exempt Development) - SDHDCD

LEGEND

- Block Boundary**
- Garage Location**
- Boundary Type**
As defined by Territory Plan Definitions

Inter-Allotment Fencing: side and rear boundaries
Maximum height 1.8m from NGU Minimum setback 0m (100%) | **Min 1m behind the front building line**

Construction and Finish
Inter-allotment fencing to be max 1.8m high timber paling fencing or lapped and capped timber paling fencing. If Colorbond is used, the profile must be Neetoscreen or Miniscreen and colour 'Jasper'.
Refer to Ginninderry Design Requirements (Macnamara)

Return Boundary Fencing to Building Line or Side Fence

- Mandatory Fencing Type F2:**
Refer to the EDP Planning Controls Plans
Mandatory height: 1.8m
Minimum Boundary Length: 50%
Minimum setback from boundary: Nil
- Mandatory Fencing Type F3:**
Refer to the EDP Planning Controls Plans
Mandatory height: 1.5m
Minimum Boundary Length: 50%
Minimum setback from boundary: Nil
- Fencing Type F4:**
Refer to the EDP Planning Controls Plans
Mandatory height: 1.5m
Minimum Boundary Length: 50%
Minimum setback from boundary: Nil

Construction and Finish
No fences are permitted forward of the building line. Courtyard walls are permitted in instances where specified in the Belconnen District Specifications & Residential Zones Specifications (whichever is applicable).
Courtyard wall must be a combination of solid and semi-transparent elements that are constructed of the following; masonry or stonework; dressed hardwood timber; or powder-coated aluminium.
Openings to be a minimum of 10mm.
Refer to Fencing Control Plan and Ginninderry Design Requirements (Macnamara)

BLOCK INFORMATION

STAGE	1E
ZONE	RZ3
SECTION	BE
BLOCK	h
CLASSIFICATION	Mid-Sized
HOUSING TYPE	Single Dwelling

REV	DRAWN	CHECKED	APPROVED	DATE
A	DC,AM	JM	JM	25/09/24
B	DC,AM	JM	JM	26/09/24

DO NOT SCALE OFF DRAWINGS. DIMENSIONS ARE IN METRES.

INFORMATION ON THIS PLAN IS TO BE USED AS A GUIDE ONLY FOR THE DESIGN PROCESS. APPROVED EDP PLANNING CONTROLS NEED TO BE CHECKED AGAINST DISTRICT TECHNICAL SPECIFICATIONS UPITS. PLANS TO BE READ IN CONJUNCTION WITH THE TERRITORY PLAN ALONG WITH BLOCK DISCLOSURE PLANS AND THE GINNINDERRY DESIGN REQUIREMENTS TO CONFIRM ALL CURRENT CONTROLS PERTAINING TO YOUR BLOCK.

