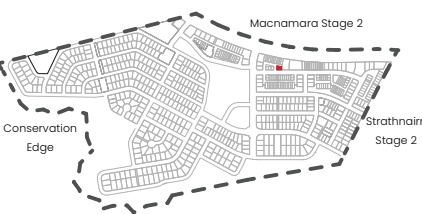




KEY MAP

■ SITE LOCATION



LEGEND



Block Boundary



Garage Location



Boundary Type

As defined by Territory Plan Definitions



Ventilation Requirements

Refer to EDP Planning Controls Plans

MINIMUM BOUNDARY SETBACKS



Front, Side and Rear Setbacks:

Refer to Schedules 1 and 2 of the Planning (Exempt Development) - SDHDCD



Alternate setbacks

Refer to the EDP Planning Controls Plans
Minimum boundary setbacks apply to all floors except side setbacks for garages and carports




Articulation Elements

Refer to Planning (Exempt Development) - SDHDCD

INDICATIVE BUILDING FOOTPRINTS

(based on min. building setbacks. This does not take into account site coverage or building envelopes)



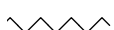
Lower Floor Level



Upper Floor Level



Upper Floor Level - Side and Rear Boundary - Screened



Upper Floor Level - Side and Rear Boundary - Unscreened

BLOCK INFORMATION

STAGE	1E
ZONE	RZ3
SECTION	BA
BLOCK	m
CLASSIFICATION	Mid-Sized
HOUSING TYPE	Single Dwelling

REV	DRAWN	CHECKED	APPROVED	DATE
A	DC,AM	JM	JM	23/09/24
B	DC,AM	JM	JM	25/09/24

DO NOT SCALE OFF DRAWINGS. DIMENSIONS ARE IN METRES.
INFORMATION ON THIS PLAN IS TO BE USED AS A GUIDE ONLY FOR THE DESIGN PROCESS. APPROVED EDP PLANNING CONTROLS NEED TO BE CHECKED AGAINST DISTRICT TECHNICAL SPECIFICATIONS UPDATES. PLANS TO BE READ IN CONJUNCTION WITH THE TERRITORY PLAN ALONG WITH BLOCK DISCLOSURE PLANS AND THE GINNINDERRY DESIGN REQUIREMENTS TO CONFIRM ALL CURRENT CONTROLS PERTAINING TO YOUR BLOCK.

SCALE
1:250 @A4



BLOCK PLANNING CONTROLS
BUILDING & SITING CONTROLS PLAN

