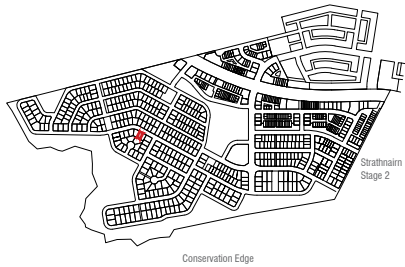


## KEY MAP

SITE LOCATION



## LEGEND



Block Boundary



Garage Location



Boundary Defined by SDHDC



Easement



Min 1.8m clear Sewer Maintenance Access Route Required Refer Block Details Plan and ICON building requirements



Water tank requirements

| BLOCK SIZE (M²) | MANDATORY MINIMUM TANK SIZE (L) |
|-----------------|---------------------------------|
| 251 ≤ 350       | 2,000                           |
| 351 ≤ 599       | 4,000                           |
| 600 ≤ 800       | 8,000                           |
| > 801           | 10,000                          |

## MINIMUM BOUNDARY SETBACKS



Single Dwelling Housing Development Controls (SDHDC)  
front setbacks: refer to Control 9:  
Table 3 for mid blocks  
side and rear setbacks: refer to Control 10:  
Table 6 for mid blocks



1.5m or nil setback for garage for mid size blocks  
refer to SDHDC Control 10, Table 6



Articulation Elements (Articulation Zone)  
refer to SDHDC Control 9:  
Table 3 for mid blocks

## INDICATIVE BUILDING FOOTPRINTS

(based on min. building setbacks. This does not take into account site coverage or building envelopes)



Upper Floor Level



Upper Floor Level - Side and Rear Boundary - Screened



Upper Floor Level - Side and Rear Boundary - Unscreened


## BLOCK INFORMATION

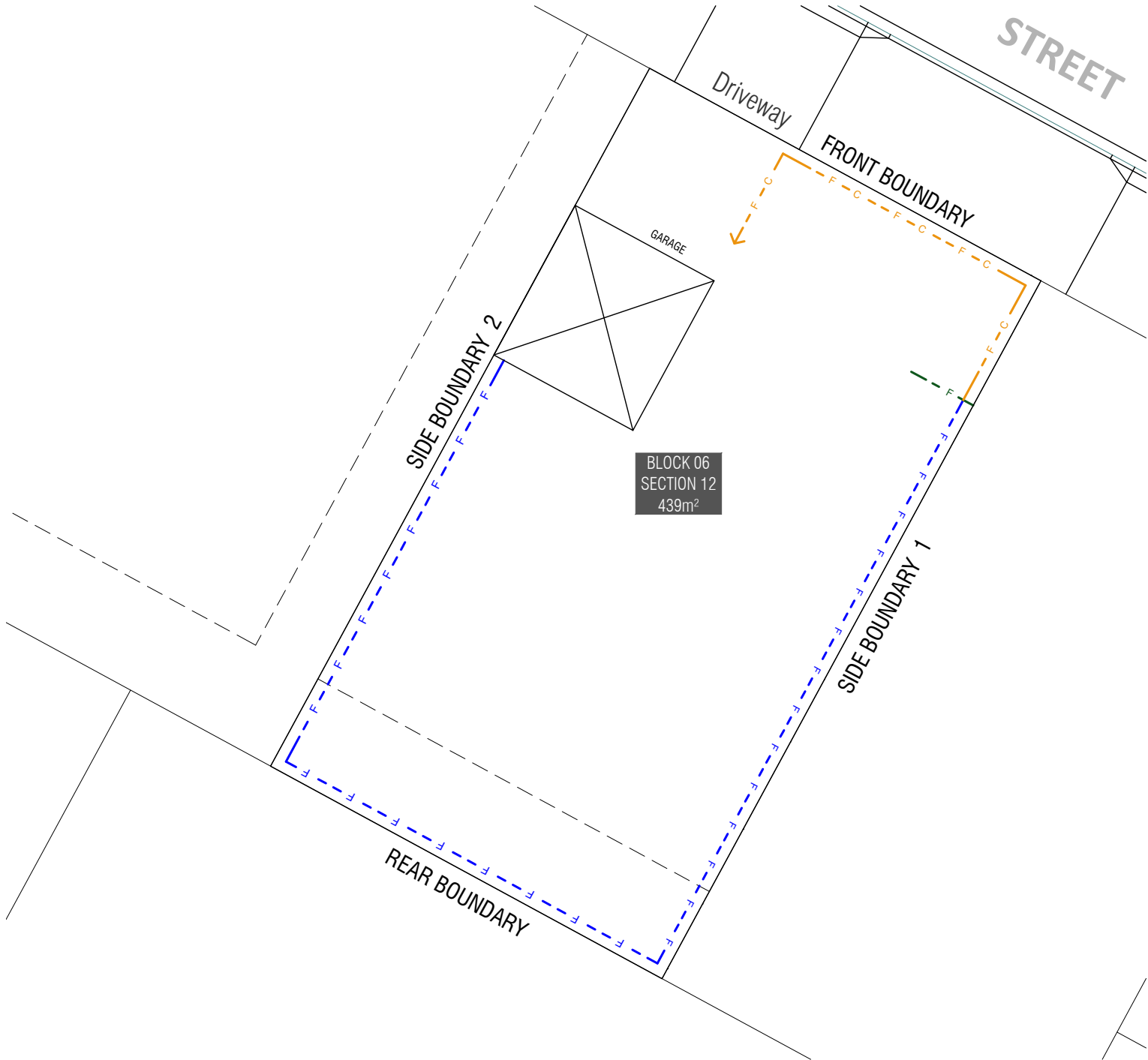
|                |                 |
|----------------|-----------------|
| STAGE          | 1D              |
| ZONE           | RZ3             |
| SECTION        | 12              |
| BLOCK          | 06              |
| CLASSIFICATION | MID-SIZE        |
| HOUSING TYPE   | SINGLE DWELLING |

| REV | DRAWN | CHECKED | APPROVED | DATE     |
|-----|-------|---------|----------|----------|
| D   | DZ    | DZ      | CS       | 20/12/23 |

DO NOT SCALE OFF DRAWINGS. DIMENSIONS ARE IN METRES.  
INFORMATION ON THIS PLAN IS TO BE USED AS A GUIDE ONLY  
FOR THE DESIGN PROCESS. APPROVED EDP PLANNING  
CONTROLS NEED TO BE CHECKED AGAINST DISTRICT  
DECLARATION/SPECIFICATION. PLANS TO BE READ IN  
CONJUNCTION WITH BLOCK DISCLOSURE PLANS AND THE  
GINNINDERRY DESIGN REQUIREMENTS TO CONFIRM ALL  
CURRENT CONTROLS PERTAINING TO YOUR BLOCK.

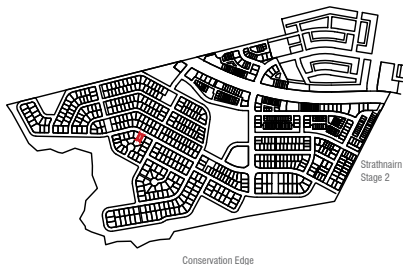
SCALE  
1:200 @A4





## KEY MAP

 SITE LOCATION



## LEGEND



Block Boundary



Garage Location



Boundary Defined  
by SDHDC

## BOUNDARY FENCING



### Side, Rear Fencing

Maximum height 1.8m from NGL | Minimum setback 0m (100%) | **Min 1m behind the front building line**

### Construction and Finish

Inter-allotment fencing to be max 1.8m high timber paling fencing or lapped and capped timber paling fencing. If Colorbond is used, the profile must be Neetascreen or Miniscreen and colour "Jasper". Refer to Ginninderry Housing Design Requirements (Macnamara)



### Street facing side gate/fence

Maximum height 1.8m | **Min 1m behind the front building line**

### Construction and Finish

To be open form (min 10mm gaps) either treated hardwood, powder coated aluminum. Refer to Ginninderry Housing Design Requirements (Macnamara)



### F5, Courtyard Wall Refer to EDP Fencing Controls Plan

Mandatory height: 1.5m

Minimum Boundary Length: 50%

Minimum setback from boundary: Nil

**No fences are permitted forward of the building line. Courtyard walls are permitted in instances where specified in the Belconnen District Declaration & SDHDCs**



Return Boundary Fencing to Building Line or Side Fence

## BLOCK INFORMATION

|                |                 |
|----------------|-----------------|
| STAGE          | 1D              |
| ZONE           | RZ3             |
| SECTION        | 12              |
| BLOCK          | 06              |
| CLASSIFICATION | MID-SIZE        |
| HOUSING TYPE   | SINGLE DWELLING |

| REV | DRAWN | CHECKED | APPROVED | DATE     |
|-----|-------|---------|----------|----------|
| D   | DZ    | DZ      | CS       | 20/12/23 |

DO NOT SCALE OFF DRAWINGS. DIMENSIONS ARE IN METRES.  
INFORMATION ON THIS PLAN IS TO BE USED AS A GUIDE ONLY  
FOR THE DESIGN PROCESS. APPROVED EDP PLANNING  
CONTROLS NEED TO BE CHECKED AGAINST DISTRICT  
DECLARATION/SPECIFICATION. PLANS TO BE READ IN  
CONJUNCTION WITH BLOCK DISCLOSURE PLANS AND THE  
GINNINDERRY DESIGN REQUIREMENTS TO CONFIRM ALL  
CURRENT CONTROLS PERTAINING TO YOUR BLOCK.

SCALE  
1:200 @A4



**Ginninderry**  
BLOCK PLANNING CONTROLS  
**FENCING CONTROLS PLAN**