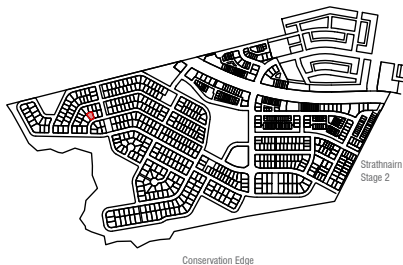


KEY MAP

 SITE LOCATION



LEGEND



Block Boundary



Garage Location

BOUNDARY

Boundary Defined by SDHDC



Water tank requirements

BLOCK SIZE (M²)	MANDATORY MINIMUM TANK SIZE (L)
251 ≤ 350	2,000
351 ≤ 599	4,000
600 ≤ 800	8,000
> 801	10,000



BAL 12.5 Building Standard
refer to Belconnen District Declaration

MINIMUM BOUNDARY SETBACKS

----- Single Dwelling Housing Development Controls (SDHDC)
front setbacks: refer to Control 9:
Table 3 for large blocks
side and rear setbacks: refer to Control 10:
Table 4 for large blocks

 Nil or 900mm garage setback for walls maximum 8m in length
refer to SDHDC Control 10, Table 4

INDICATIVE BUILDING FOOTPRINTS

(based on min. building setbacks. This does not take into account
site coverage or building envelopes)

 Lower Floor Level  Upper Floor Level

||||| Upper Floor Level - Side and Rear Boundary - Screened

~~~~~ Upper Floor Level - Side and Rear Boundary - Unscreened


## BLOCK INFORMATION

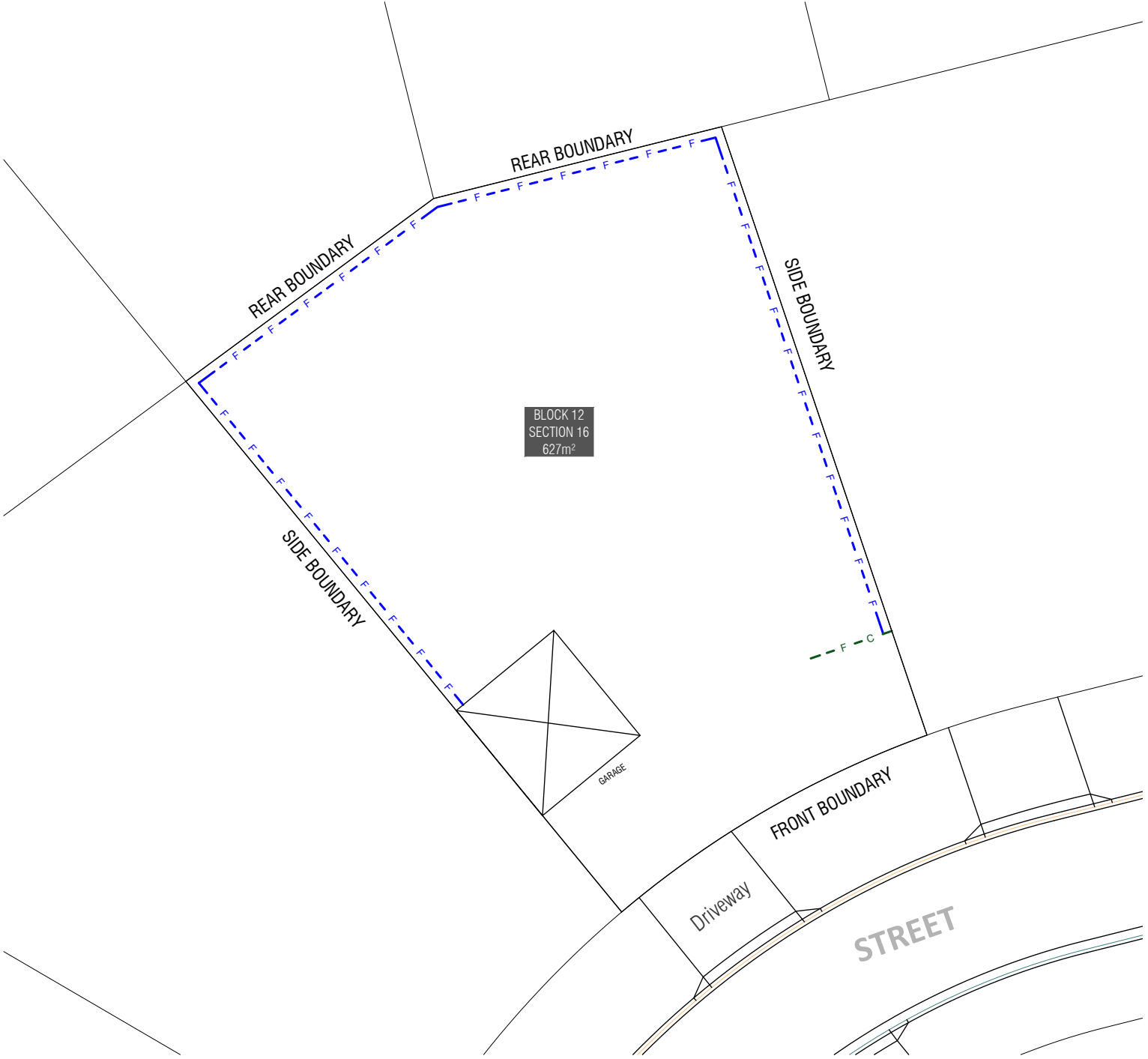
|                |                 |
|----------------|-----------------|
| STAGE          | 1D              |
| ZONE           | RZ3             |
| SECTION        | 16              |
| BLOCK          | 12              |
| CLASSIFICATION | LARGE BLOCK     |
| HOUSING TYPE   | SINGLE DWELLING |

|     |       |         |          |          |
|-----|-------|---------|----------|----------|
| REV | DRAWN | CHECKED | APPROVED | DATE     |
| C   | SG    | DZ      | CS       | 12/12/23 |

DO NOT SCALE OFF DRAWINGS. DIMENSIONS ARE IN METRES.  
INFORMATION ON THIS PLAN IS TO BE USED AS A GUIDE ONLY  
FOR THE DESIGN PROCESS. APPROVED EDP PLANNING  
CONTROLS NEED TO BE CHECKED AGAINST DISTRICT  
DECLARATION/SPECIFICATION. PLANS TO BE READ IN  
CONJUNCTION WITH BLOCK DISCLOSURE PLANS AND THE  
GINNINDERRY DESIGN REQUIREMENTS TO CONFIRM ALL  
CURRENT CONTROLS PERTAINING TO YOUR BLOCK.

SCALE  
1:250 @A4





### KEY MAP

SITE LOCATION

### LEGEND

Block Boundary

Garage Location

**BOUNDARY** Boundary Defined by SDHDC

### BOUNDARY FENCING

**Side, Rear Fencing**  
Maximum height 1.8m from NGL | Minimum setback 0m (100%) | **Min 1m behind the front building line**  
**Construction and Finish**  
Inter-allotment fencing to be max 1.8m high timber paling fencing or lapped and capped timber paling fencing. If Colorbond is used, the profile must be Neetascreen or Miniscreen and colour "Jasper". Refer to Ginninderry Housing Design Requirements (Macnamara)

**Street facing side gate/fence**  
Maximum height 1.8m | **Min 1m behind the front building line**  
**Construction and Finish**  
To be open form (min 10mm gaps) either treated hardwood, powder coated aluminum. Refer to Ginninderry Housing Design Requirements (Macnamara)

| BLOCK INFORMATION |                 |
|-------------------|-----------------|
| STAGE             | 1D              |
| ZONE              | RZ3             |
| SECTION           | 16              |
| BLOCK             | 12              |
| CLASSIFICATION    | LARGE BLOCK     |
| HOUSING TYPE      | SINGLE DWELLING |

| REV                                                                                                                                                                                                                                                                                                                                                                                             | DRAWN | CHECKED | APPROVED | DATE     |
|-------------------------------------------------------------------------------------------------------------------------------------------------------------------------------------------------------------------------------------------------------------------------------------------------------------------------------------------------------------------------------------------------|-------|---------|----------|----------|
| C                                                                                                                                                                                                                                                                                                                                                                                               | SG    | DZ      | CS       | 12/12/23 |
| DO NOT SCALE OFF DRAWINGS. DIMENSIONS ARE IN METRES. INFORMATION ON THIS PLAN IS TO BE USED AS A GUIDE ONLY FOR THE DESIGN PROCESS. APPROVED EDP PLANNING CONTROLS NEED TO BE CHECKED AGAINST DISTRICT DECLARATION/SPECIFICATION. PLANS TO BE READ IN CONJUNCTION WITH BLOCK DISCLOSURE PLANS AND THE GINNINDERRY DESIGN REQUIREMENTS TO CONFIRM ALL CURRENT CONTROLS PERTAINING TO YOUR BLOCK. |       |         |          |          |

SCALE

1:250 @A4

BLOCK PLANNING CONTROLS

FENCING CONTROLS PLAN