

KEY MAP

 SITE LOCATION



LEGEND



Block Boundary



Garage Location



Boundary Defined by SDHDC



Water tank requirements
BLOCK SIZE (M²) MANDATORY MINIMUM TANK SIZE (L)
251 ≤ 350 2,000
351 ≤ 599 4,000
600 ≤ 800 8,000
> 801 10,000

MINIMUM BOUNDARY SETBACKS



Single Dwelling Housing Development Controls (SDHDC)
front setbacks: refer to Control 9:
Table 3 for mid blocks
side and rear setbacks: refer to Control 10:
Table 6 for mid blocks



1.5m or nil setback for garage for mid size blocks
refer to SDHDC Control 10, Table 6




Articulation Elements (Articulation Zone)
refer to SDHDC Control 9:
Table 3 for mid blocks

INDICATIVE BUILDING FOOTPRINTS

(based on min. building setbacks. This does not take into account site coverage or building envelopes)



Lower Floor Level



Upper Floor Level



Upper Floor Level - Side and Rear Boundary - Screened



Upper Floor Level - Side and Rear Boundary - Unscreened


BLOCK INFORMATION

STAGE	1D
ZONE	RZ3
SECTION	15
BLOCK	4
CLASSIFICATION	MID-SIZE
HOUSING TYPE	SINGLE DWELLING

REV DZ DZ CS DATE 14/12/23

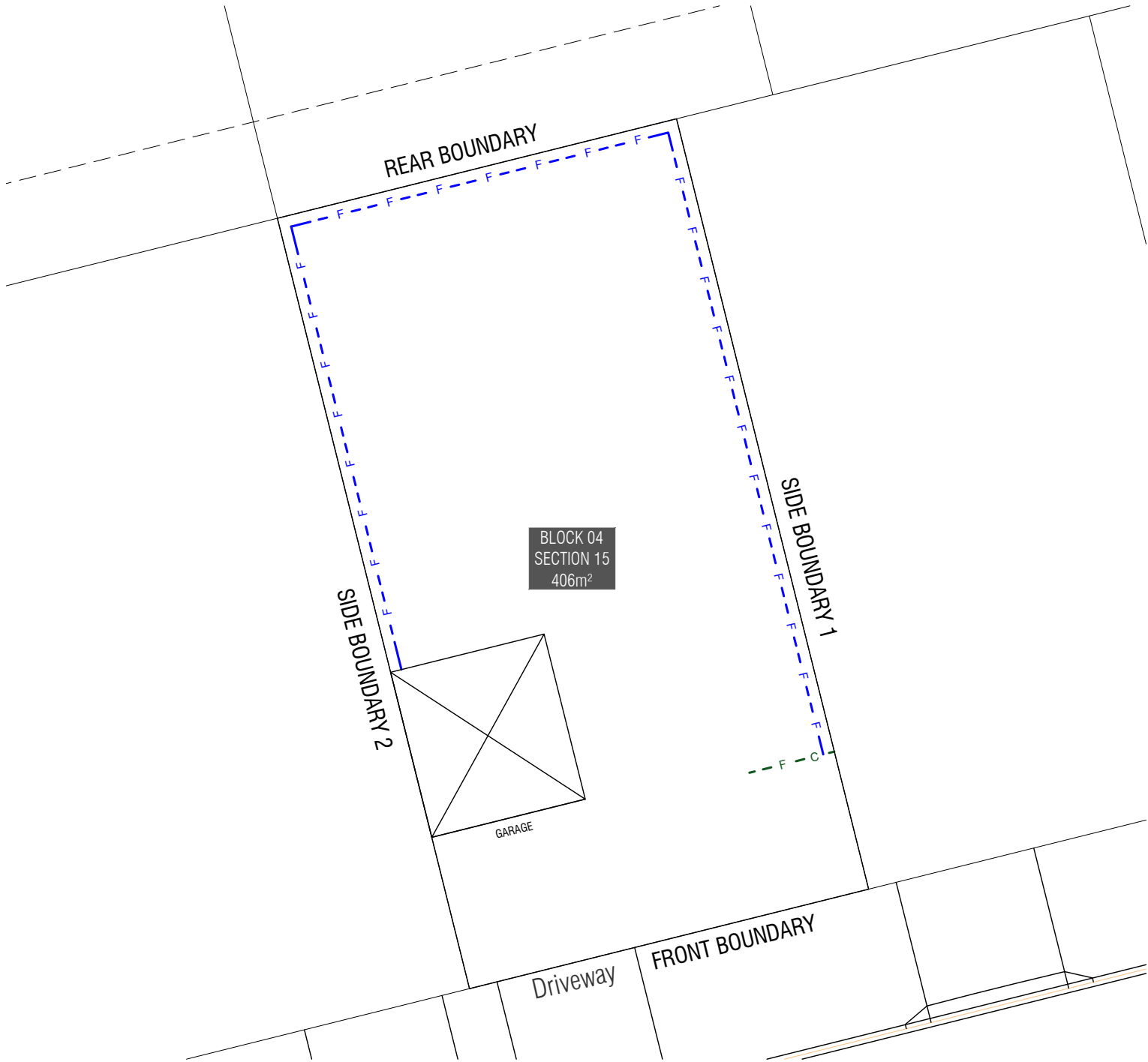
DO NOT SCALE OFF DRAWINGS. DIMENSIONS ARE IN METRES.
INFORMATION ON THIS PLAN IS TO BE USED AS A GUIDE ONLY FOR THE DESIGN PROCESS. APPROVED EDP PLANNING CONTROLS NEED TO BE CHECKED AGAINST DISTRICT DECLARATION/SPECIFICATION. PLANS TO BE READ IN CONJUNCTION WITH BLOCK DISCLOSURE PLANS AND THE GINNINDERRY DESIGN REQUIREMENTS TO CONFIRM ALL CURRENT CONTROLS PERTAINING TO YOUR BLOCK.

SCALE
1:200 @A4



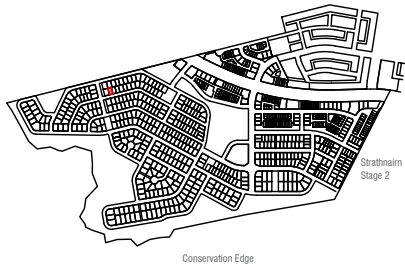
Ginninderry

BLOCK PLANNING CONTROLS
BUILDING & SITING CONTROLS PLAN






KEY MAP



 SITE LOCATION



LEGEND

-  Block Boundary
-  Garage Location
-  **BOUNDARY**
Boundary Defined by SDHDC

BOUNDARY FENCING

-  **Side, Rear Fencing**
Maximum height 1.8m from NGL | Minimum setback 0m (100%) | **Min 1m behind the front building line**
Construction and Finish
Inter-allotment fencing to be max 1.8m high timber paling fencing or lapped and capped timber paling fencing. If Colorbond is used, the profile must be Neetascreen or Miniscreen and colour "Jasper". Refer to Ginninderry Housing Design Requirements (Macnamara)
-  **Street facing side gate/fence**
Maximum height 1.8m | **Min 1m behind the front building line**
Construction and Finish
To be open form (min 10mm gaps) either treated hardwood, powder coated aluminum. Refer to Ginninderry Housing Design Requirements (Macnamara)


BLOCK INFORMATION

STAGE	1D
ZONE	RZ3
SECTION	15
BLOCK	4
CLASSIFICATION	MID-SIZE
HOUSING TYPE	SINGLE DWELLING

REV	DRAWN	CHECKED	APPROVED	DATE
B	DZ	DZ	CS	14/12/23

DO NOT SCALE OFF DRAWINGS. DIMENSIONS ARE IN METRES.
INFORMATION ON THIS PLAN IS TO BE USED AS A GUIDE ONLY FOR THE DESIGN PROCESS. APPROVED EDP PLANNING CONTROLS NEED TO BE CHECKED AGAINST DISTRICT DECLARATION/SPECIFICATION. PLANS TO BE READ IN CONJUNCTION WITH BLOCK DISCLOSURE PLANS AND THE GINNINDERRY DESIGN REQUIREMENTS TO CONFIRM ALL CURRENT CONTROLS PERTAINING TO YOUR BLOCK.

SCALE
1:200 @A4




Ginninderry
BLOCK PLANNING CONTROLS
FENCING CONTROLS PLAN