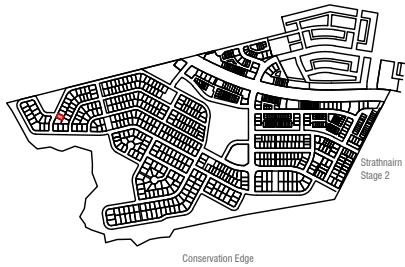


KEY MAP

■ SITE LOCATION



LEGEND



Block Boundary



Garage Location



Boundary Defined by SDHDC



Easement

Min 1.8m clear Sewer Maintenance Access Route
Required Refer Block Details Plan and ICON
building requirements

Water tank requirements

BLOCK SIZE (M²) MANDATORY MINIMUM TANK SIZE (L)

251 ≤ 350 2,000
351 ≤ 599 4,000
600 ≤ 800 8,000
> 801 10,000

Blocks 500sqm < 550sqm subject to mid size
block provisions by Belconnen District Declaration

BAL 12.5 Building Standard
refer to Belconnen District Declaration

MINIMUM BOUNDARY SETBACKS

Single Dwelling Housing Development Control (SDHDC)
front setbacks: refer to Control 9:
Table 3 for mid blocks
side and rear setbacks: refer to Control10:
Table 6 for mid blocks



1.5m or nil setback for garage for mid size blocks
refer to SDHDC Control 10, Table 6



Articulation Elements (Articulation Zone)
refer to SDHDC Control 9:
Table 3 for mid blocks

INDICATIVE BUILDING FOOTPRINTS

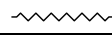
(based on min. building setbacks. This does not take into account
site coverage or building envelopes)



Upper Floor Level



Upper Floor Level - Side and Rear Boundary - Screened



Upper Floor Level - Side and Rear Boundary - Unscreened


BLOCK INFORMATION

STAGE	1D
ZONE	RZ3
SECTION	17
BLOCK	03
CLASSIFICATION	MID-SIZE/LARGE BLOCK
HOUSING TYPE	SINGLE DWELLING

REV	DRAWN	CHECKED	APPROVED	DATE
C	DZ	DZ	CS	18/12/23

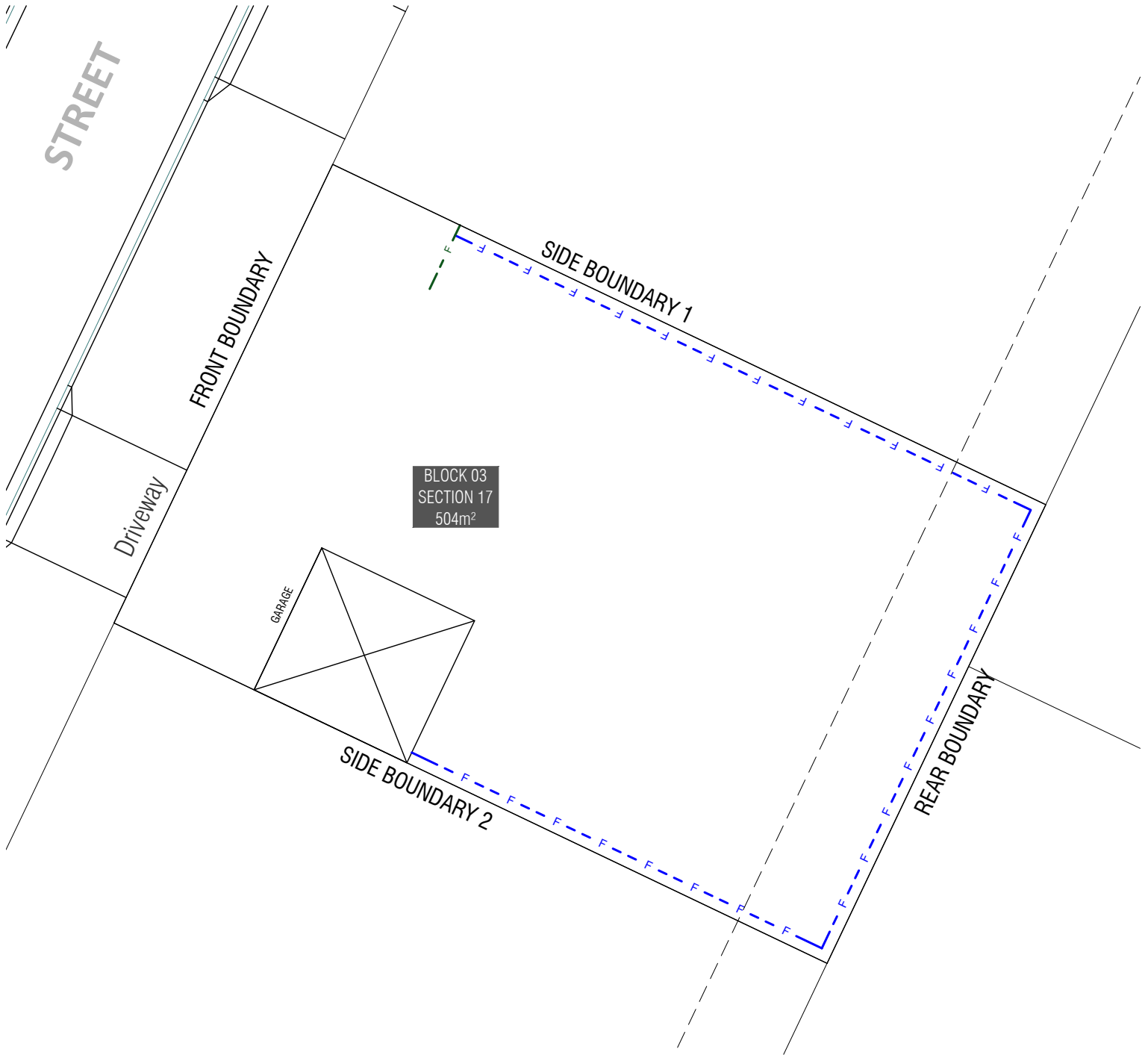
DO NOT SCALE OFF DRAWINGS. DIMENSIONS ARE IN METRES.
INFORMATION ON THIS PLAN IS TO BE USED AS A GUIDE ONLY
FOR THE DESIGN PROCESS. APPROVED EDP PLANNING
CONTROLS NEED TO BE CHECKED AGAINST DISTRICT
DECLARATION/SPECIFICATION. PLANS TO BE READ IN
CONJUNCTION WITH BLOCK DISCLOSURE PLANS AND THE
GINNINDERRY DESIGN REQUIREMENTS TO CONFIRM ALL
CURRENT CONTROLS PERTAINING TO YOUR BLOCK.

SCALE
1:200 @A4



Ginninderry

BLOCK PLANNING CONTROLS
BUILDING & SITING CONTROLS PLAN



KEY MAP

SITE LOCATION

Strathmairn Stage 2

Conservation Edge

LEGEND

Block Boundary

Garage Location

BOUNDARY

Boundary Defined by SDHDC

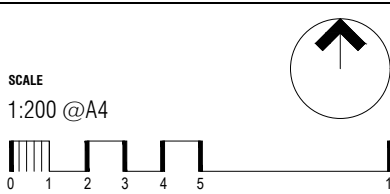
BOUNDARY FENCING

Side, Rear Fencing
Maximum height 1.8m from NGL | Minimum setback 0m (100%) | **Min 1m behind the front building line**
Construction and Finish
Inter-allotment fencing to be max 1.8m high timber paling fencing or lapped and capped timber paling fencing. If Colorbond is used, the profile must be Neetascreen or Miniscreen and colour "Jasper". Refer to Ginninderry Housing Design Requirements (Macnamara)

Street facing side gate/fence
Maximum height 1.8m | **Min 1m behind the front building line**
Construction and Finish
To be open form (min 10mm gaps) either treated hardwood, powder coated aluminum. Refer to Ginninderry Housing Design Requirements (Macnamara)

BLOCK INFORMATION	
STAGE	1D
ZONE	RZ3
SECTION	17
BLOCK	03
CLASSIFICATION	MID-SIZE/LARGE BLOCK
HOUSING TYPE	SINGLE DWELLING

REV	DRAWN	CHECKED	APPROVED	DATE
C	SG	DZ	CS	11/12/23
DO NOT SCALE OFF DRAWINGS. DIMENSIONS ARE IN METRES. INFORMATION ON THIS PLAN IS TO BE USED AS A GUIDE ONLY FOR THE DESIGN PROCESS. APPROVED EDP PLANNING CONTROLS NEED TO BE CHECKED AGAINST DISTRICT DECLARATION/SPECIFICATION. PLANS TO BE READ IN CONJUNCTION WITH BLOCK DISCLOSURE PLANS AND THE GINNINDERRY DESIGN REQUIREMENTS TO CONFIRM ALL CURRENT CONTROLS PERTAINING TO YOUR BLOCK.				



Ginninderry

BLOCK PLANNING CONTROLS
FENCING CONTROLS PLAN