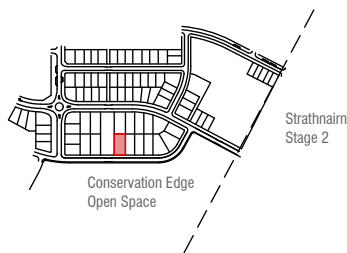





## KEY MAP




 SITE LOCATION



## LEGEND

-  Block Boundary
-  Garage Location
-  Boundary Defined by SDHDC

## BOUNDARY FENCING

-  **Side, Rear Fencing**  
Maximum height 1.8m from NGL | Minimum setback 0m (100%) | **Min 1m behind the front building line**  
**Construction and Finish**  
Inter-allotment fencing to be max 1.8m high timber paling fencing or lapped and capped timber paling fencing. If Colorbond is used, the profile must be Neetascreen or Miniscreen and colour "Jasper". Refer to Ginninderry Housing Design Requirements (Macnamara)
  -  **Street facing side gate/fence**  
Maximum height 1.8m | **Min 1m behind the front building line**  
**Construction and Finish**  
To be open form (min 10mm gaps) either treated hardwood, powder coated aluminum. Refer to Ginninderry Housing Design Requirements (Macnamara)
  -  **Mandatory F2, Courtyard Wall** refer to EDP Fencing Controls Plan  
Mandatory height: 1.8m  
Minimum Boundary Length: 50%  
Minimum setback from boundary: Nil
- No fences are permitted forward of the building line.** Courtyard walls are permitted in instances where specified in the Belconnen District Declaration and SDHDCs.



Return Boundary Fencing to Building Line or Side Fence


## BLOCK INFORMATION

STAGE	1A
ZONE	RZ1
SECTION	6
BLOCK	15
CLASSIFICATION	LARGE BLOCK
HOUSING TYPE	SINGLE DWELLING

REV	DRAWN	CHECKED	APPROVED	DATE
C	SG	CS	CS	21/12/23

DO NOT SCALE OFF DRAWINGS. DIMENSIONS ARE IN METRES.  
INFORMATION ON THIS PLAN IS TO BE USED AS A GUIDE ONLY FOR THE DESIGN PROCESS. APPROVED EDP PLANNING CONTROLS NEED TO BE CHECKED AGAINST DISTRICT DECLARATION/SPECIFICATION. PLANS TO BE READ IN CONJUNCTION WITH BLOCK DISCLOSURE PLANS AND THE GINNINDERRY DESIGN REQUIREMENTS TO CONFIRM ALL CURRENT CONTROLS PERTAINING TO YOUR BLOCK.

SCALE  
1:250 @A4



**Ginninderry**  
BLOCK PLANNING CONTROLS  
**FENCING CONTROLS PLAN**