

LEGEND

- Block Boundary
- Garage Location
- BOUNDARY Boundary Defined by SDHDC
- INDICATIVE BUILDING FOOTPRINTS**
(based on min. building setbacks **only** This does not take into account easements or building envelopes)
- Lower Floor Level
- Upper Floor Level

MINIMUM BOUNDARY SETBACKS

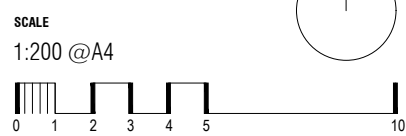
- Single Dwelling Housing Development Code (SDHDC)
front setbacks: refer to Rule 11: Table 3C for mid blocks
side and rear setbacks: refer to Rule 12: Table 6B for mid blocks
- Articulation Elements (Articulation Zone)
refer to SDHDC Rule 11: Table 3C for mid blocks
- 1.5m or nil setback to a max length of 13m
refer to SDHDC Rule 15, Table 6B
- Upper Floor Level - Side and Rear Boundary - Screened
- Upper Floor Level - Side and Rear Boundary Unscreened

BLOCK INFORMATION

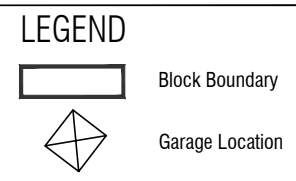
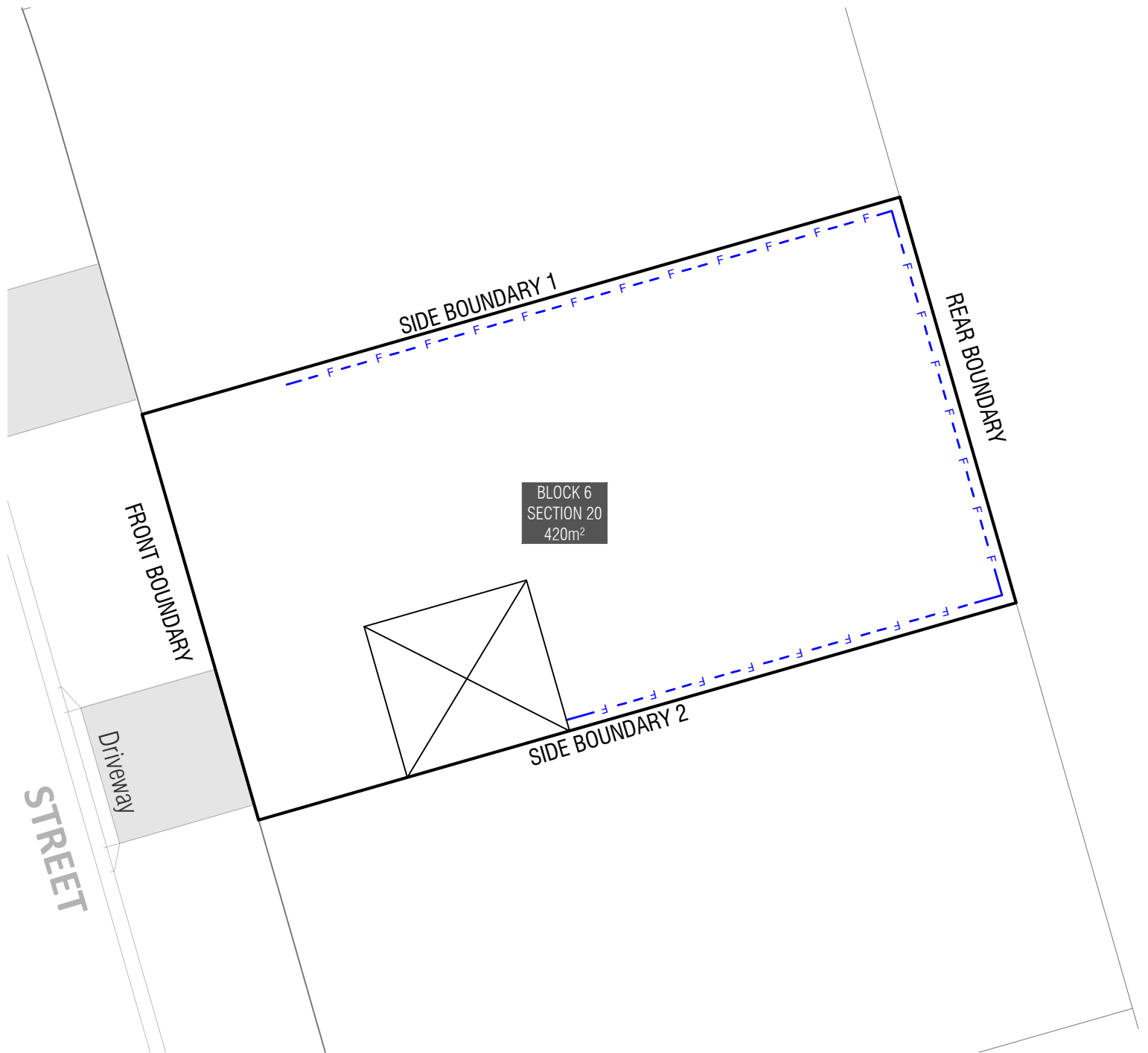
STAGE	1C
ZONE	RZ1
SECTION	20
BLOCK	6
CLASSIFICATION	MID SIZE
HOUSING TYPE	SINGLE DWELLING

REV	DRAWN	CHECKED	APPROVED	DATE
A	AK	AK	CS	15/01/20

DO NOT SCALE OFF DRAWINGS. DIMENSIONS ARE IN METRES.
INFORMATION ON THIS PLAN IS TO BE USED AS A GUIDE ONLY FOR THE DESIGN PROCESS. TO BE READ IN CONJUNCTION WITH THE TERRITORY PLAN ALONG WITH BLOCK DISCLOSURE PLANS AND THE GINNINDERRY DESIGN REQUIREMENTS TO CONFIRM ALL CURRENT CONTROLS PERTAINING TO YOUR BLOCK.



Ginninderry
BLOCK PLANNING CONTROLS
BUILDING & SITING CONTROLS PLAN



PRIVATE OPEN SPACE (POS)
refer to SDHDC:
R39 for mid size blocks

PRINCIPLE PRIVATE OPEN SPACE (PPOS)
refer to SDHDC R41 and Table 8

BOUNDARY FENCING

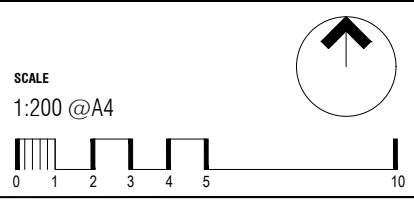
Side, Rear and Rear Lane Boundaries
Maximum height 1.8m | Minimum setback 0m (100%) | **Not forward of building line**
refer to EPSDD: Fences and Freestanding Walls Factsheet 2014

BLOCK INFORMATION

STAGE	1C
ZONE	RZ1
SECTION	20
BLOCK	6
CLASSIFICATION	MID SIZE
HOUSING TYPE	SINGLE DWELLING

REV	DRAWN	CHECKED	APPROVED	DATE
A	AK	AK	CS	15/01/20

DO NOT SCALE OFF DRAWINGS. DIMENSIONS ARE IN METRES.
INFORMATION ON THIS PLAN IS TO BE USED AS A GUIDE ONLY FOR THE DESIGN PROCESS. TO BE READ IN CONJUNCTION WITH THE TERRITORY PLAN ALONG WITH BLOCK DISCLOSURE PLANS AND THE GINNINDERRY DESIGN REQUIREMENTS TO CONFIRM ALL CURRENT CONTROLS PERTAINING TO YOUR BLOCK.



Ginninderry

BLOCK PLANNING CONTROLS
FENCING CONTROLS PLAN