

LEGEND

- Block Boundary
- Garage Location
- BOUNDARY Boundary Defined by SDHDC
- BOUNDARY Nominated Boundary by SPC Refer to Figure 14
- INDICATIVE BUILDING FOOTPRINTS**
(based on min. building setbacks **only** This does not take into account easements or building envelopes)
- Lower Floor Level
- Upper Floor Level

Part of Integrated Development Parcel by SPC Refer to Figure 14

MINIMUM BOUNDARY SETBACKS

- Single Dwelling Housing Development Code (SDHDC)
front setbacks: refer to Rule 11, Table 3C
side and rear setbacks: refer to Rule 12, Table 6B
- Upper Floor Level - Side and Rear Boundary - Screened
- Upper Floor Level - Side and Rear Boundary Unscreened
- Articulation Elements (Articulation Zone)
refer to SDHDC Rule 11, Table 3C
- 1.5m or nil setback to a max length of 13m
refer to SDHDC Rule 12, Rule 15, Table 6B


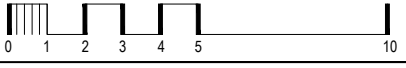
BLOCK INFORMATION

STAGE	1C
ZONE	RZ3
SECTION	30
BLOCK	4
CLASSIFICATION	MID SIZE
HOUSING TYPE	SINGLE DWELLING

REV	DRAWN	CHECKED	APPROVED	DATE
A	DZ	AK	CS	14/01/20

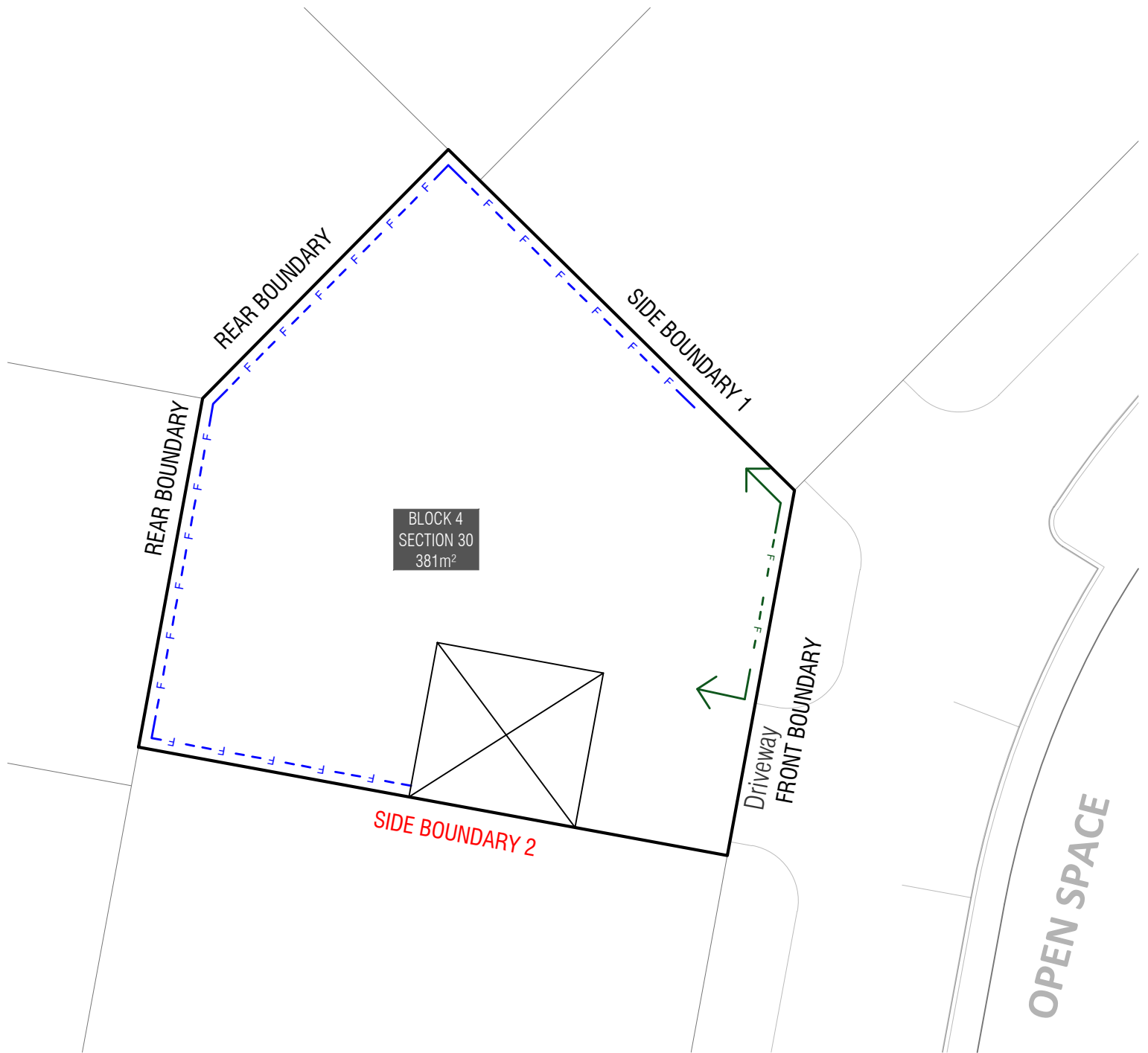
DO NOT SCALE OFF DRAWINGS. DIMENSIONS ARE IN METRES.
INFORMATION ON THIS PLAN IS TO BE USED AS A GUIDE ONLY FOR THE DESIGN PROCESS. TO BE READ IN CONJUNCTION WITH THE TERRITORY PLAN ALONG WITH BLOCK DISCLOSURE PLANS AND THE GINNINDERRY DESIGN REQUIREMENTS TO CONFIRM ALL CURRENT CONTROLS PERTAINING TO YOUR BLOCK.

1:200 @A4



Ginninderry



BLOCK PLANNING CONTROLS
BUILDING & SITING CONTROLS PLAN



KEY MAP

■ SITE LOCATION




LEGEND

-  Block Boundary
-  Garage Location

PRIVATE OPEN SPACE (POS)
refer to SDHDC:
R39 for mid size blocks

PRINCIPLE PRIVATE OPEN SPACE (PPOS)
refer to SDHDC R41 and Table 8

BOUNDARY FENCING

-  **Side, Rear and Rear Lane Boundaries**
Maximum height 1.8m | Minimum setback 0m (100%) | **Not forward of building line**
refer to EPSDD: Fences and Freestanding Walls Factsheet 2014
-  **Optional Blocks Adjacent to Open Space**
Maximum height 1.8m | Minimum setback 0m (100%)
refer to SPC Rule 8, Table 1
-  **Return Boundary Fencing to Building Line or Side Fence**


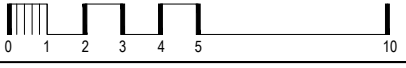
BLOCK INFORMATION

STAGE	1C
ZONE	RZ3
SECTION	30
BLOCK	4
CLASSIFICATION	MID SIZE
HOUSING TYPE	SINGLE DWELLING

REV	DRAWN	CHECKED	APPROVED	DATE
A	DZ	AK	CS	14/01/20

DO NOT SCALE OFF DRAWINGS. DIMENSIONS ARE IN METRES.
INFORMATION ON THIS PLAN IS TO BE USED AS A GUIDE ONLY FOR THE DESIGN PROCESS. TO BE READ IN CONJUNCTION WITH THE TERRITORY PLAN ALONG WITH BLOCK DISCLOSURE PLANS AND THE GINNINDERRY DESIGN REQUIREMENTS TO CONFIRM ALL CURRENT CONTROLS PERTAINING TO YOUR BLOCK.

1:200 @A4



**BLOCK PLANNING CONTROLS
FENCING CONTROLS PLAN**