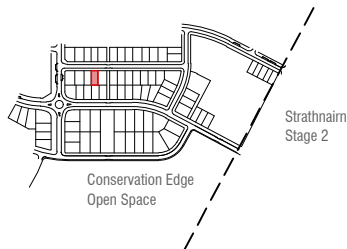


KEY MAP

■ SITE LOCATION



LEGEND



Block Boundary



Garage Location



Boundary Defined by SDHDC



Water tank requirements
BLOCK SIZE (M²) **MANDATORY MINIMUM TANK SIZE (L)**
251 ≤ 350 2,000
351 ≤ 599 4,000
600 ≤ 800 8,000
> 801 10,000

INDICATIVE BUILDING FOOTPRINTS

(based on min. building setbacks. This does not take into account plot ratio or building envelopes)

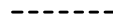


Lower Floor Level



Upper Floor Level

MINIMUM BOUNDARY SETBACKS



Single Dwelling Housing Development Code (SDHDC)
front setbacks: refer to Rule 11:
Table 3C for mid blocks
side and rear setbacks: refer to Rule 12:
Table 6B for mid blocks



1.5m or nil setback for garage for mid size blocks
refer to SDHDC Rule 15, Table 6B



Articulation Elements (Articulation Zone)
refer to SDHDC Rule 11:
Table 3C for mid blocks



Upper Floor Level - Side and Rear Boundary - Screened



Upper Floor Level - Side and Rear Boundary - Unscreened


BLOCK INFORMATION

STAGE	1A
ZONE	RZ3
SECTION	BJ
BLOCK	h
CLASSIFICATION	MID-SIZE
HOUSING TYPE	SINGLE DWELLING

REV C BN DZ CS DATE 18/04/23

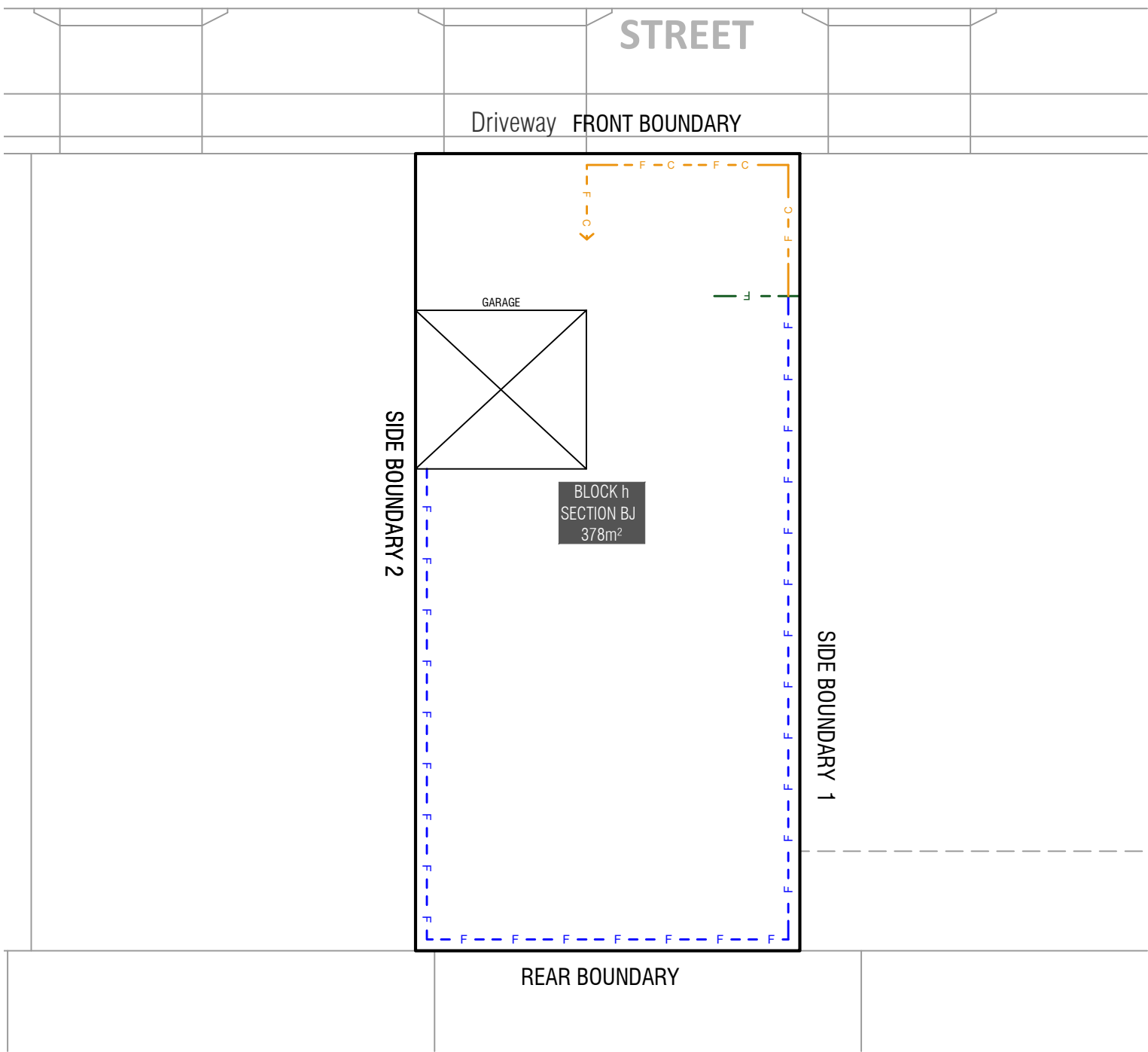
DO NOT SCALE OFF DRAWINGS. DIMENSIONS ARE IN METRES.
INFORMATION ON THIS PLAN IS TO BE USED AS A GUIDE ONLY
FOR THE DESIGN PROCESS. APPROVED EDP PLANNING
CONTROLS NEED TO BE CHECKED AGAINST PRECINCT CODE
UPLIFTS. PLANS TO BE READ IN CONJUNCTION WITH THE
TERRITORY PLAN ALONG WITH BLOCK DISCLOSURE PLANS
AND THE GINNINDERRY DESIGN REQUIREMENTS TO CONFIRM
ALL CURRENT CONTROLS PERTAINING TO YOUR BLOCK.

SCALE
1:200 @A4



Ginninderry

**BLOCK PLANNING CONTROLS
BUILDING & SITING CONTROLS PLAN**



KEY MAP

SITE LOCATION

LEGEND

- Block Boundary
- Garage Location
- BOUNDARY Boundary Defined by SDHDC

BOUNDARY FENCING

Side, Rear Fencing
Maximum height 1.8m from NGL | Minimum setback 0m (100%) | **Min 1m behind the front building line**
Construction and Finish
Inter-allotment fencing to be max 1.8m high timber paling fencing or lapped and capped timber paling fencing. If Colorbond is used, the profile must be Neetascreen or Miniscreen and colour "Jasper". Refer to Ginninderry Housing Design Requirements (Macnamara)

Street facing side gate/fence
Maximum height 1.8m | **Min 1m behind the front building line**
Construction and Finish
To be open form (min 10mm gaps) either treated hardwood, powder coated aluminum. Refer to Ginninderry Housing Design Requirements (Macnamara)

F5, Courtyard Wall Refer to EDP Fencing Controls Plan
Mandatory height: 1.5m
Minimum Boundary Length: 50%
Minimum setback from boundary: Nil

No fences are permitted forward of the building line. Courtyard walls are permitted in instances where specified in the Macnamara Precinct Map & Code and SDHDC or MUHDC (whichever is applicable)


Return Boundary Fencing to Building Line or Side Fence

BLOCK INFORMATION	
STAGE	1A
ZONE	RZ3
SECTION	BJ
BLOCK	h
CLASSIFICATION	MID-SIZE
HOUSING TYPE	SINGLE DWELLING

REV C DRAWN BN CHECKED DZ APPROVED CS DATE 18/04/23

DO NOT SCALE OFF DRAWINGS. DIMENSIONS ARE IN METRES.
INFORMATION ON THIS PLAN IS TO BE USED AS A GUIDE ONLY FOR THE DESIGN PROCESS. APPROVED EDP PLANNING CONTROLS NEED TO BE CHECKED AGAINST PRECINCT CODE UPLIFTS. PLANS TO BE READ IN CONJUNCTION WITH THE TERRITORY PLAN ALONG WITH BLOCK DISCLOSURE PLANS AND THE GINNINDERRY DESIGN REQUIREMENTS TO CONFIRM ALL CURRENT CONTROLS PERTAINING TO YOUR BLOCK.

SCALE
1:200 @A4



Ginninderry
BLOCK PLANNING CONTROLS
FENCING CONTROLS PLAN