



KEY MAP

SITE LOCATION

Conservation Edge

LEGEND

Block Boundary

Garage Location

Boundary Defined by SDHDC

Water tank requirements

BLOCK SIZE (M²)	MANDATORY MINIMUM TANK SIZE (L)
251 ≤ 350	2,000
351 ≤ 599	4,000
600 ≤ 800	8,000
> 801	10,000

BAL Building Standard
refer to EDP Planning Controls Plan

MINIMUM BOUNDARY SETBACKS

Single Dwelling Housing Development Code (SDHDC)
front setbacks: refer to Rule 11:
Table 3C for mid blocks
side and rear setbacks: refer to Rule 12:
Table 6B for mid blocks

Macnamara Stage 1 EDP
refer to the Planning EDP Controls Plan
All floor levels - external wall or unscreened element
(Excluding Garages/Carports)

1.5m or nil setback for garage for mid size blocks
refer to SDHDC Rule 15, Table 6B

Articulation Elements (Articulation Zone)
refer to EDP Planning Controls Plan

INDICATIVE BUILDING FOOTPRINTS

(based on min. building setbacks. This does not take into account plot ratio or building envelopes)

Lower Floor Level Upper Floor Level

Upper Floor Level - Side and Rear Boundary - Screened

Upper Floor Level - Side and Rear Boundary - Unscreened

BLOCK INFORMATION

STAGE	1D
ZONE	RZ3
SECTION	AH
BLOCK	b
CLASSIFICATION	MID-SIZE
HOUSING TYPE	SINGLE DWELLING

REV	DRAWN	CHECKED	APPROVED	DATE
A	DZ	DZ	CS	07/04/22
B	DZ	DZ	CS	14/04/23

DO NOT SCALE OFF DRAWINGS. DIMENSIONS ARE IN METRES.

INFORMATION ON THIS PLAN IS TO BE USED AS A GUIDE ONLY FOR THE DESIGN PROCESS. APPROVED EDP PLANNING CONTROLS NEED TO BE CHECKED AGAINST PRECINCT CODE UPLIFTS. PLANS TO BE READ IN CONJUNCTION WITH THE TERRITORY PLAN ALONG WITH BLOCK DISCLOSURE PLANS AND THE GINNINDERRY DESIGN REQUIREMENTS TO CONFIRM ALL CURRENT CONTROLS PERTAINING TO YOUR BLOCK.

SCALE

1:200 @A4

BLOCK PLANNING CONTROLS

BUILDING & SITING CONTROLS PLAN






KEY MAP



 SITE LOCATION



LEGEND

-  Block Boundary
-  Garage Location
-  **BOUNDARY**
Boundary Defined by SDHDC

BOUNDARY FENCING

-  **Side, Rear Fencing**
Maximum height 1.8m from NGL | Minimum setback 0m (100%) | **Min 1m behind the front building line**
Construction and Finish
Inter-allotment fencing to be max 1.8m high timber paling fencing or lapped and capped timber paling fencing. If Colorbond is used, the profile must be Neetascreen or Miniscreen and colour "Jasper". Refer to Ginninderry Housing Design Requirements (Macnamara)
-  **Street facing side gate/fence**
Maximum height 1.8m | **Min 1m behind the front building line**
Construction and Finish
To be open form (min 10mm gaps) either treated hardwood, powder coated aluminum. Refer to Ginninderry Housing Design Requirements (Macnamara)


BLOCK INFORMATION

STAGE	1D
ZONE	RZ3
SECTION	AH
BLOCK	b
CLASSIFICATION	MID-SIZE
HOUSING TYPE	SINGLE DWELLING

REV	DRAWN	CHECKED	APPROVED	DATE
A	DZ	DZ	CS	07/04/22

DO NOT SCALE OFF DRAWINGS. DIMENSIONS ARE IN METRES.
INFORMATION ON THIS PLAN IS TO BE USED AS A GUIDE ONLY FOR THE DESIGN PROCESS. APPROVED EDP PLANNING CONTROLS NEED TO BE CHECKED AGAINST PRECINCT CODE UPLIFTS. PLANS TO BE READ IN CONJUNCTION WITH THE TERRITORY PLAN ALONG WITH BLOCK DISCLOSURE PLANS AND THE GINNINDERRY DESIGN REQUIREMENTS TO CONFIRM ALL CURRENT CONTROLS PERTAINING TO YOUR BLOCK.

SCALE
1:200 @A4



Ginninderry 
BLOCK PLANNING CONTROLS
FENCING CONTROLS PLAN