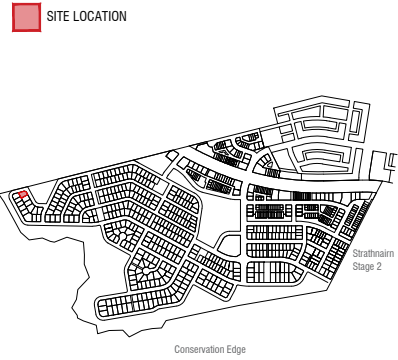


KEY MAP



LEGEND

- SITE LOCATION
- Block Boundary
- Garage Location
- BOUNDARY Boundary Defined by SDHDC
- Water tank requirements

| BLOCK SIZE (M ²) | MANDATORY MINIMUM TANK SIZE (L) |
|------------------------------|---------------------------------|
| 251 ≤ 350 | 2,000 |
| 351 ≤ 599 | 4,000 |
| 600 ≤ 800 | 6,000 |
| > 801 | 10,000 |
- BAL 12.5 Building Standard
refer to EDP Planning Controls Plan

MINIMUM BOUNDARY SETBACKS

- Single Dwelling Housing Development Code (SDHDC)
front setbacks: refer to Rule 11:
Table 2C for large blocks
side and rear setbacks: refer to Rule 12:
Table 5 for large blocks
- Nil or 900mm garage setback for walls maximum 8m in length
refer to SDHDC Rule 14, Table 5

INDICATIVE BUILDING FOOTPRINTS

- (based on min. building setbacks. This does not take into account plot ratio or building envelopes)
- Lower Floor Level
 - Upper Floor Level
 - Upper Floor Level - Side and Rear Boundary - Screened
 - Upper Floor Level - Side and Rear Boundary - Unscreened


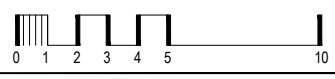
BLOCK INFORMATION

| | |
|----------------|-----------------|
| STAGE | 1D |
| ZONE | RZ3 |
| SECTION | AP |
| BLOCK | c |
| CLASSIFICATION | LARGE BLOCK |
| HOUSING TYPE | SINGLE DWELLING |

| REV | DRAWN | CHECKED | APPROVED | DATE |
|-----|-------|---------|----------|----------|
| A | HS | DZ | CS | 14/04/22 |

DO NOT SCALE OFF DRAWINGS. DIMENSIONS ARE IN METRES.
 INFORMATION ON THIS PLAN IS TO BE USED AS A GUIDE ONLY FOR THE DESIGN PROCESS. APPROVED EDP PLANNING CONTROLS NEED TO BE CHECKED AGAINST PRECINCT CODE UPLIFTS. PLANS TO BE READ IN CONJUNCTION WITH THE TERRITORY PLAN ALONG WITH BLOCK DISCLOSURE PLANS AND THE GINNINDERRY DESIGN REQUIREMENTS TO CONFIRM ALL CURRENT CONTROLS PERTAINING TO YOUR BLOCK.

SCALE
1:250 @A4



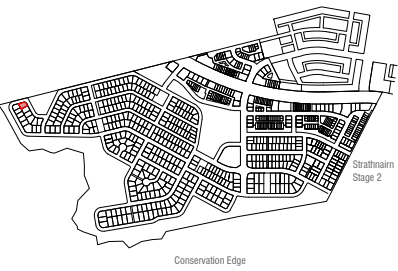
Ginninderry
 BLOCK PLANNING CONTROLS
 BUILDING & SITING CONTROLS PLAN



BLOCK c
SECTION AP
633m²

KEY MAP

SITE LOCATION



LEGEND

- Block Boundary
- Garage Location
- BOUNDARY Boundary Defined by SDHDC

BOUNDARY FENCING

- Side, Rear Fencing**
Maximum height 1.8m from NGL | Minimum setback 0m (100%) | **Min 1m behind the front building line**
Construction and Finish
Inter-allotment fencing to be max 1.8m high timber paling fencing or lapped and capped timber paling fencing. If Colorbond is used, the profile must be Neetascreen or Miniscreen and colour "Jasper". Refer to Ginninderry Housing Design Requirements (Macnamara)
- Street facing side gate/fence**
Maximum height 1.8m | **Min 1m behind the front building line**
Construction and Finish
To be open form (min 10mm gaps) either treated hardwood, powder coated aluminum. Refer to Ginninderry Housing Design Requirements (Macnamara)
- Optional F5, Courtyard Wall** Refer to EDP Fencing Controls Plan
Mandatory height: 1.5m
Minimum Boundary Length: 50%
Minimum setback from boundary: Nil

Return Boundary Fencing to Building Line or Side Fence

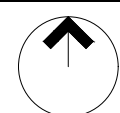
BLOCK INFORMATION

| | |
|----------------|-----------------|
| STAGE | 1D |
| ZONE | RZ3 |
| SECTION | AP |
| BLOCK | c |
| CLASSIFICATION | LARGE BLOCK |
| HOUSING TYPE | SINGLE DWELLING |

| REV | DRAWN | CHECKED | APPROVED | DATE |
|-----|-------|---------|----------|----------|
| A | HS | DZ | CS | 14/04/22 |

DO NOT SCALE OFF DRAWINGS. DIMENSIONS ARE IN METRES.
INFORMATION ON THIS PLAN IS TO BE USED AS A GUIDE ONLY FOR THE DESIGN PROCESS. APPROVED EDP PLANNING CONTROLS NEED TO BE CHECKED AGAINST PRECINCT CODE UPLIFTS. PLANS TO BE READ IN CONJUNCTION WITH THE TERRITORY PLAN ALONG WITH BLOCK DISCLOSURE PLANS AND THE GINNINDERRY DESIGN REQUIREMENTS TO CONFIRM ALL CURRENT CONTROLS PERTAINING TO YOUR BLOCK.

SCALE
1:250 @A4



**BLOCK PLANNING CONTROLS
FENCING CONTROLS PLAN**