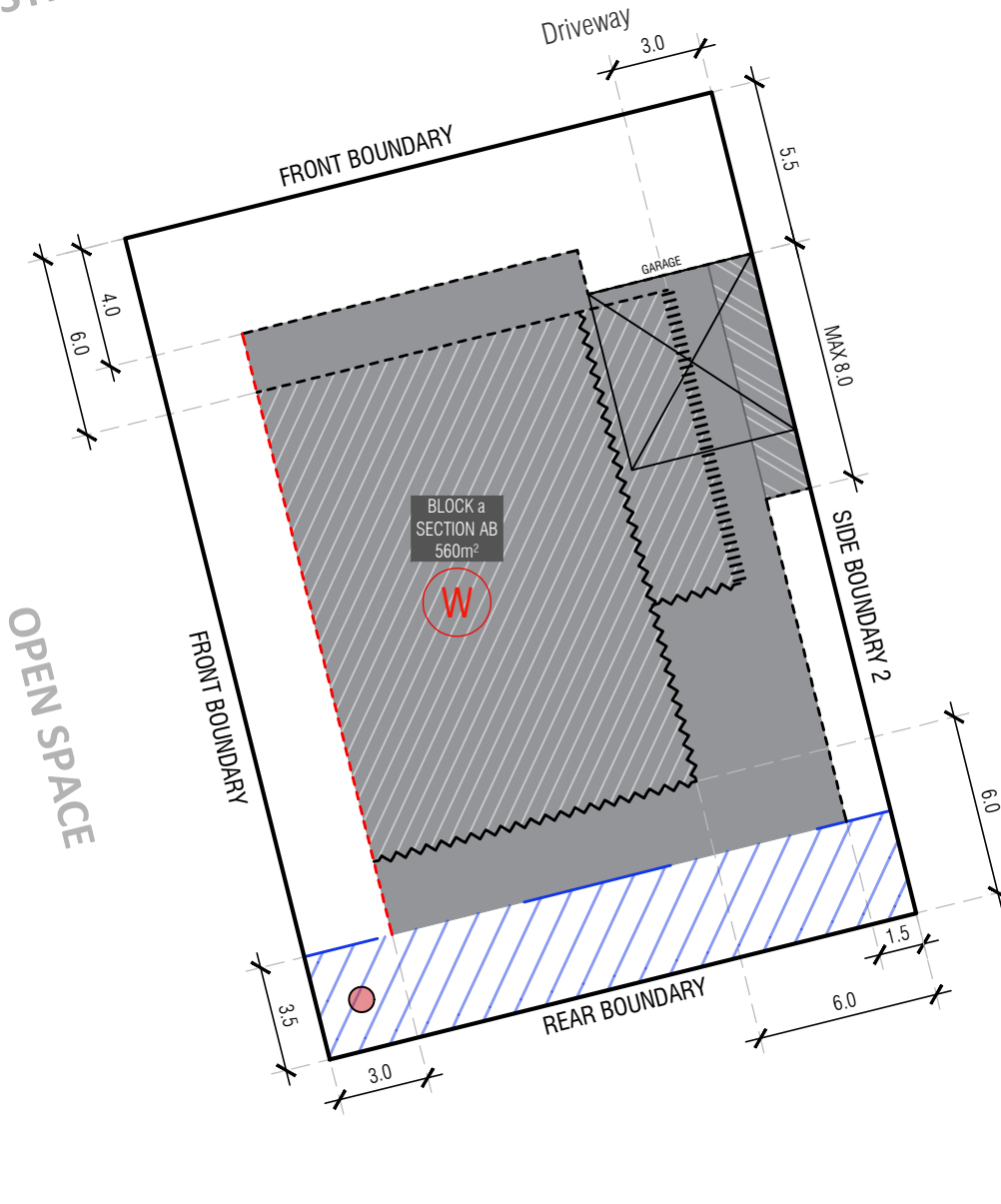


STREET

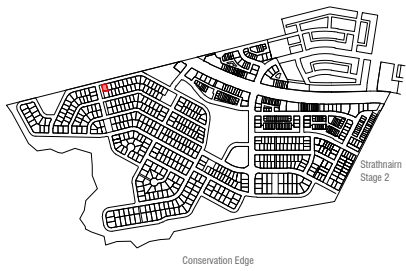


OPEN SPACE

STREET

KEY MAP

■ SITE LOCATION



LEGEND

- Block Boundary
  - Garage Location
  - Boundary Defined by SDHDC
  - Easement
  - Min 1.8m clear Sewer Maintenance Access Route Required Refer Block Details Plan and ICON building requirements
  - Water tank requirements
- | BLOCK SIZE (M <sup>2</sup> ) | MANDATORY MINIMUM TANK SIZE (L) |
|------------------------------|---------------------------------|
| 251 ≤ 350                    | 2,000                           |
| 351 ≤ 599                    | 4,000                           |
| 600 ≤ 800                    | 6,000                           |
| > 801                        | 10,000                          |

MINIMUM BOUNDARY SETBACKS

- Single Dwelling Housing Development Code (SDHDC) front setbacks: refer to Rule 11: Table 2C for large blocks side and rear setbacks: refer to Rule 12: Table 5 for large blocks
- Macnamara Stage 1 EDP refer to the Planning EDP Controls Plan All floor levels - external wall or unscreened element (Excluding Garages/Carports)
- Nil or 900mm garage setback for walls maximum 8m in length refer to SDHDC Rule 14, Table 5

INDICATIVE BUILDING FOOTPRINTS

- (based on min. building setbacks. This does not take into account plot ratio or building envelopes)
- Lower Floor Level
  - Upper Floor Level
  - Upper Floor Level - Side and Rear Boundary - Screened
  - Upper Floor Level - Side and Rear Boundary - Unscreened


BLOCK INFORMATION

STAGE	1D
ZONE	RZ3
SECTION	AB
BLOCK	a
CLASSIFICATION	LARGE BLOCK
HOUSING TYPE	SINGLE DWELLING

REV	DRAWN	CHECKED	APPROVED	DATE
B	HS	DZ	CS	04/05/22

DO NOT SCALE OFF DRAWINGS. DIMENSIONS ARE IN METRES. INFORMATION ON THIS PLAN IS TO BE USED AS A GUIDE ONLY FOR THE DESIGN PROCESS. APPROVED EDP PLANNING CONTROLS NEED TO BE CHECKED AGAINST PRECINCT CODE UPLIFTS. PLANS TO BE READ IN CONJUNCTION WITH THE TERRITORY PLAN ALONG WITH BLOCK DISCLOSURE PLANS AND THE GINNINDERRY DESIGN REQUIREMENTS TO CONFIRM ALL CURRENT CONTROLS PERTAINING TO YOUR BLOCK.

SCALE  
1:250 @A4



BLOCK PLANNING CONTROLS  
BUILDING & SITING CONTROLS PLAN

