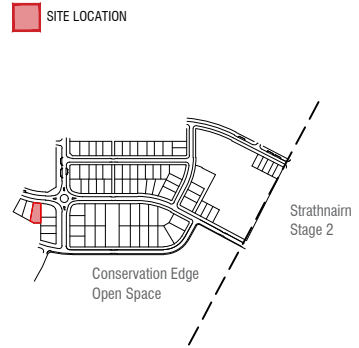


KEY MAP



LEGEND

- Block Boundary
- Garage Location
- BOUNDARY**
 Boundary Defined by SDHDC
- Easement
- Min 1.8m clear Sewer Maintenance Access Route Required *Refer Block Details Plan and ICON building requirements*
- INDICATIVE BUILDING FOOTPRINTS**
(based on min. building setbacks. This does not take into account plot ratio or building envelopes)
- Lower Floor Level
- Upper Floor Level

MINIMUM BOUNDARY SETBACKS

- Single Dwelling Housing Development Code (SDHDC) front setbacks: refer to Rule 11: Table 2C for large blocks
- Macnamara Stage 1 EDP refer to the Planning EDP Controls Plan All floor levels - external wall or unscreened element (Excluding Garages/Carports)
- Nil or 900mm garage setback for walls maximum 8m in length refer to SDHDC Rule 14, Table 5
- Water tank requirements

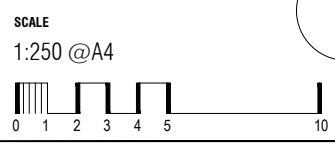
BLOCK SIZE (M ²)	MANDATORY MINIMUM TANK SIZE (L)
251 ≤ 350	2,000
351 ≤ 599	4,000
600 ≤ 800	6,000
> 801	10,000
- BAL 12.5 Building Standard refer to EDP Planning Controls Plan
- Upper Floor Level - Side and Rear Boundary - Screened
- Upper Floor Level - Side and Rear Boundary - Unscreened

BLOCK INFORMATION

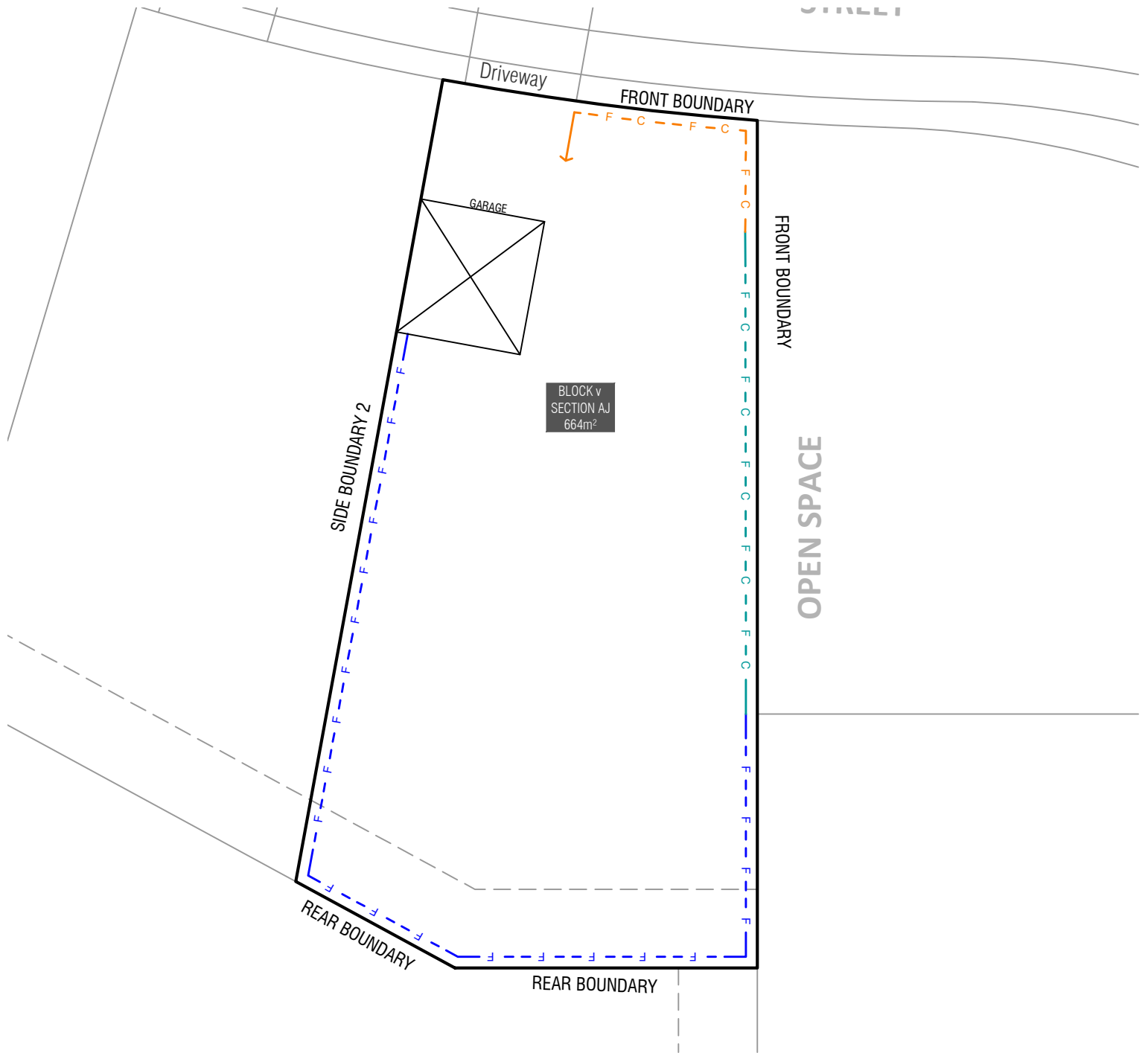
STAGE	1A
ZONE	RZ 1
SECTION	AJ
BLOCK	v
CLASSIFICATION	LARGE BLOCK
HOUSING TYPE	SINGLE DWELLING

REV	DRAWN	CHECKED	APPROVED	DATE
A	FC	CS	CS	12/06/21

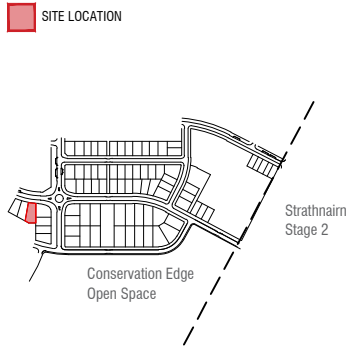
DO NOT SCALE OFF DRAWINGS. DIMENSIONS ARE IN METRES.
 INFORMATION ON THIS PLAN IS TO BE USED AS A GUIDE ONLY FOR THE DESIGN PROCESS. APPROVED EDP PLANNING CONTROLS NEED TO BE CHECKED AGAINST PRECINCT CODE UPLIFTS. PLANS TO BE READ IN CONJUNCTION WITH THE TERRITORY PLAN ALONG WITH BLOCK DISCLOSURE PLANS AND THE GINNINDERRY DESIGN REQUIREMENTS TO CONFIRM ALL CURRENT CONTROLS PERTAINING TO YOUR BLOCK.






Ginninderry
BLOCK PLANNING CONTROLS
BUILDING & SITING CONTROLS PLAN






KEY MAP



LEGEND

-  Block Boundary
-  Garage Location
-  BOUNDARY Boundary Defined by SDHDC

BOUNDARY FENCING

-  **Side, Rear Fencing**
Maximum height 1.8m from NGL | Minimum setback 0m (100%) | **Min 1m behind the front building line**
Construction and Finish
Inter-allotment fencing to be max 1.8m high timber paling fencing or lapped and capped timber paling fencing. If Colorbond is used, the profile must be Neetascreen or Miniscreen and colour "Jasper". Refer to Ginninderry Housing Design Requirements (Macnamara)
-  **Optional F5, Courtyard Wall** refer to EDP Fencing Controls Plan
Mandatory height: 1.5m
Minimum Boundary Length: 50%
Minimum setback from boundary: Nil
-  **Mandatory F2, Courtyard Wall** refer to EDP Fencing Controls Plan
Mandatory height: 1.8m
Minimum Boundary Length: 50%
Minimum setback from boundary: Nil

 Return Boundary Fencing to Building Line or Side Fence


BLOCK INFORMATION

STAGE	1A
ZONE	RZ 1
SECTION	AJ
BLOCK	v
CLASSIFICATION	LARGE BLOCK
HOUSING TYPE	SINGLE DWELLING

REV	DRAWN	CHECKED	APPROVED	DATE
A	FC	CS	CS	12/06/21

DO NOT SCALE OFF DRAWINGS. DIMENSIONS ARE IN METRES.
INFORMATION ON THIS PLAN IS TO BE USED AS A GUIDE ONLY FOR THE DESIGN PROCESS. APPROVED EDP PLANNING CONTROLS NEED TO BE CHECKED AGAINST PRECINCT CODE UPLIFTS. PLANS TO BE READ IN CONJUNCTION WITH THE TERRITORY PLAN ALONG WITH BLOCK DISCLOSURE PLANS AND THE GINNINDERRY DESIGN REQUIREMENTS TO CONFIRM ALL CURRENT CONTROLS PERTAINING TO YOUR BLOCK.

SCALE
1:250 @A4



**BLOCK PLANNING CONTROLS
FENCING CONTROLS PLAN**